

CAMBRIDGE


3

FOUR CORNERS

Second Edition

Student's Book

with Online Self-Study



JACK C. RICHARDS
DAVID BOHLKE

Experience
Better
Learning

3

FOUR CORNERS

Second Edition

Student's Book
with Online Self-Study

JACK C. RICHARDS & DAVID BOHLKE



CAMBRIDGE
UNIVERSITY PRESS

CAMBRIDGE
UNIVERSITY PRESS

University Printing House, Cambridge CB2 8BS, United Kingdom

One Liberty Plaza, 20th Floor, New York, NY 10006, USA

477 Williamstown Road, Port Melbourne, VIC 3207, Australia

314–321, 3rd Floor, Plot 3, Splendor Forum, Jasola District Centre, New Delhi – 110025, India

79 Anson Road, #06–04/06, Singapore 079906

Cambridge University Press is part of the University of Cambridge.

It furthers the University's mission by disseminating knowledge in the pursuit of education, learning and research at the highest international levels of excellence.

www.cambridge.org

Information on this title: www.cambridge.org/fourcorners

© Cambridge University Press 2012, 2019

This publication is in copyright. Subject to statutory exception and to the provisions of relevant collective licensing agreements, no reproduction of any part may take place without the written permission of Cambridge University Press.

First published 2012

Second edition 2019

20 19 18 17 16 15 14 13 12 11 10 9 8 7 6 5 4 3 2 1

Printed in the United Kingdom by Latimer Trend

A catalogue record for this publication is available from the British Library

ISBN 978-1-108-55859-4 Student's Book with Online Self-Study 3
ISBN 978-1-108-55980-5 Student's Book with Online Self-Study 3A
ISBN 978-1-108-55982-9 Student's Book with Online Self-Study 3B
ISBN 978-1-108-61762-8 Student's Book with Online Self-Study and Online Workbook 3
ISBN 978-1-108-65810-2 Student's Book with Online Self-Study and Online Workbook 3A
ISBN 978-1-108-67667-0 Student's Book with Online Self-Study and Online Workbook 3B
ISBN 978-1-108-45935-8 Workbook 3
ISBN 978-1-108-46076-7 Workbook 3A
ISBN 978-1-108-45936-5 Workbook 3B
ISBN 978-1-108-55995-9 Teacher's Edition with Complete Assessment Program 3
ISBN 978-1-108-55999-7 Full Contact with Online Self-Study 3
ISBN 978-1-108-56013-9 Full Contact with Online Self-Study 3A
ISBN 978-1-108-56292-8 Full Contact with Online Self-Study 3B
ISBN 978-1-108-45940-2 Presentation Plus Level 3

Additional resources for this publication at www.cambridge.org/fourcorners

Cambridge University Press has no responsibility for the persistence or accuracy of URLs for external or third-party internet websites referred to in this publication, and does not guarantee that any content on such websites is, or will remain, accurate or appropriate. Information regarding prices, travel timetables, and other factual information given in this work is correct at the time of first printing but Cambridge University Press does not guarantee the accuracy of such information thereafter.

Authors' acknowledgments

Many people contributed to the development of *Four Corners*. The authors and publisher would like to particularly thank the following reviewers:

Nele Noe, **Academy for Educational Development, Qatar Independent Secondary School for Girls**, Doha, Qatar; Pablo Stucchi, **Antonio Raimondi School and Instituto San Ignacio de Loyola**, Lima, Peru; Nadeen Katz, **Asia University**, Tokyo, Japan; Tim Vandenhoeck, **Asia University**, Tokyo, Japan; Celso Frade and Sonia Maria Baccari de Godoy, **Associação Alumni**, São Paulo, Brazil; Rosane Bandeira, **Atlanta Idiomas**, Manaus, Brazil; Cacilda Reis da Silva, **Atlanta Idiomas**, Manaus, Brazil; Gretta Sicsu, **Atlanta Idiomas**, Manaus, Brazil; Naila Maria Cañiso Ferreira, **Atlanta Idiomas**, Manaus, Brazil; Hothnã Moraes de Souza Neto, **Atlanta Idiomas**, Manaus, Brazil; Jacqueline Kurtzious, **Atlanta Idiomas**, Manaus, Brazil; José Menezes Ribeiro Neto, **Atlanta Idiomas**, Manaus, Brazil; Sheila Ribeiro Cordeiro, **Atlanta Idiomas**, Manaus, Brazil; Juliana Fernandes, **Atlanta Idiomas**, Manaus, Brazil; Aline Alexandrina da Silva, **Atlanta Idiomas**, Manaus, Brazil; Kari Miller, **Binational Center**, Quito, Ecuador; Alex K. Oliveira, **Boston University**, Boston, MA, USA; Noriko Furuya, **Bunka Gakuen University**, Tokyo, Japan; Robert Hickling, **Bunka Gakuen University**, Tokyo, Japan; John D. Owen, **Bunka Gakuen University**, Tokyo, Japan; Elisabeth Blom, **Casa Thomas Jefferson**, Brasília, Brazil; Lucilena Oliveira Andrade, **Centro Cultural Brasil Estados Unidos (CCBEU Belém)**, Belém, Brazil; Marcelo Franco Borges, **Centro Cultural Brasil Estados Unidos (CCBEU Belém)**, Belém, Brazil; Geysa de Azevedo Moreira, **Centro Cultural Brasil Estados Unidos (CCBEU Belém)**, Belém, Brazil; Anderson Felipe Barbosa Negrão, **Centro Cultural Brasil Estados Unidos (CCBEU Belém)**, Belém, Brazil; Henry Grant, **CCBEU – Campinas**, Campinas, Brazil; Maria do Rosário, **CCBEU – Franca**, Franca, Brazil; Ane Cibele Palma, **CCBEU Inter Americano**, Curitiba, Brazil; Elen Flavia Penques da Costa, **Centro de Cultura Idiomas – Taubaté**, Taubaté, Brazil; Inara Lúcia Castillo Couto, **CEL LEP – São Paulo**, São Paulo, Brazil; Sonia Patricia Cardoso, **Centro de Idiomas Universidad Manuela Beltrán**, Barrio Cedritos, Colombia; Geraldine Itiago Losada, **Centro Universitario Grupo Sol (Musali)**, Mexico City, Mexico; Nick Hilmers, **DePaul University**, Chicago, IL, USA; Monica L. Montemayor Menchaca, **EDIMSA**, Metepec, Mexico; Angela Whitby, **Edu-Idiomas Language School**, Cholula, Puebla, Mexico; Mary Segovia, **El Monte Rosemead Adult School**, Rosemead, CA, USA; Dr. Deborah Aldred, **ELS Language Centers, Middle East Region**, Abu Dhabi, United Arab Emirates; Leslie Lott, **Embassy CES**, Ft. Lauderdale, FL, USA; M. Martha Lengeling, **Escuela de Idiomas**, Guanajuato, Mexico; Pablo Frias, **Escuela de Idiomas UNAPEC**, Santo Domingo, Dominican Republic; Tracy Vanderhoeck, **ESL Language Center**, Toronto, Canada; Kris Vicca and Michael McCollister, **Feng Chia University**, Taichung, Taiwan; Flávia Patricia do Nascimento Martins, **First Idiomas**, Sorocaba, Brazil; Andrea Taylor, **Florida State University in Panama**, Panamá, Panama; Carlos Lizárraga González, **Grupo Educativo Angloamericano**, Mexico City, Mexico; Bo-Kyung Lee, **Hankuk University of Foreign Studies**, Seoul, South Korea; Dr. Martin Endley, **Hanyang University**, Seoul, South Korea; Mauro Luiz Pinheiro, **IBEU Ceará**, Ceará, Brazil; Ana Lúcia da Costa Maia de Almeida, **IBEU Copacabana**, Copacabana, Brazil; Maristela Silva, **ICBEU Manaus**, Manaus, Brazil; Magaly Mendes Lemos, **ICBEU São José dos Campos**, São José dos Campos, Brazil; Augusto Pelligrini Filho, **ICBEU São Luis**, São Luis, Brazil; Leonardo Mercado, **ICPNA**, Lima, Peru; Lucia Rangel Lugo, **Instituto Tecnológico de San Luis Potosí**, San Luis Potosí, Mexico; Maria Guadalupe Hernández Lozada, **Instituto Tecnológico de Tlalnepantla**, Tlalnepantla de Baz, Mexico; Karen Stewart, **International House Veracruz**, Veracruz, Mexico; Tom David, **Japan College of Foreign Languages**, Tokyo, Japan; Andy

Burki, **Korea University, International Foreign Language School**, Seoul, South Korea; Jinseo Noh, **Kwangwoon University**, Seoul, South Korea; Neil Donachey, **La Salle Junior and Senior High School**, Kagoshima, Japan; Rich Hollingworth, **La Salle Junior and Senior High School**, Kagoshima, Japan; Quentin Kum, **La Salle Junior and Senior High School**, Kagoshima, Japan; Geoff Oliver, **La Salle Junior and Senior High School**, Kagoshima, Japan; Martin Williams, **La Salle Junior and Senior High School**, Kagoshima, Japan; Nadezhda Nazarenko, **Lone Star College**, Houston, TX, USA; Carolyn Ho, **Lone Star College-Cy-Fair**, Cypress, TX, USA; Kaoru Kuwajima, **Meijo University**, Nogoya, Japan; Alice Ya-fen Chou, **National Taiwan University of Science and Technology**, Taipei, Taiwan; Raymond Dreyer, **Northern Essex Community College**, Lawrence, MA, USA; Mary Keter Terzian Megale, **One Way Línguas-Suzano**, São Paulo, Brazil; B. Greg Dunne, **Osaka Shoin Women's University**, Higashi-Osaka, Japan; Robert Maran, **Osaka Shoin Women's University**, Higashi-Osaka, Japan; Bonnie Cheeseman, **Pasadena Community College and UCLA American Language Center**, Los Angeles, CA, USA; Simon Banha, **Phil Young's English School**, Curitiba, Brazil; Oh Jun Il, **Pukyong National University**, Busan, South Korea; Carmen Gehrke, **Quatrum English Schools**, Porto Alegre, Brazil; John Duplice, **Rikkyo University**, Tokyo, Japan; Mengjiao Wu, **Shanghai Maritime University**, Shanghai, China; Wilzania da Silva Nascimento, **Senac**, Manaus, Brazil; Miva Silva Kingston, **Senac**, Manaus, Brazil; Lais Lima, **Senac**, Manaus, Brazil; Yuan-hsun Chuang, **Soo Chow University**, Taipei, Taiwan; Wen hsiang Su, **Shih Chien University Kaohsiung Campus**, Kaohsiung, Taiwan; Lynne Kim, **Sun Moon University (Institute for Language Education)**, Cheon An City, Chung Nam, South Korea; Regina Ramalho, **Talken English School**, Curitiba, Brazil; Tatiana Mendonça, **Talken English School**, Curitiba, Brazil; Ricardo Todeschini, **Talken English School**, Curitiba, Brazil; Monica Carvalho da Rocha, **Talken English School**, Joinville, Brazil; Karina Schoene, **Talken English School**, Joinville, Brazil; Diaña Peña Munoz and Zira Kuri, **The Anglo**, Mexico City, Mexico; Christopher Modell, **Tokai University**, Tokyo, Japan; Song-won Kim, **TTI (Teacher's Training Institute)**, Seoul, South Korea; Nancy Alarcón, **UNAM FES Zaragoza Language Center**, Mexico City, Mexico; Laura Emilia Fierro López, **Universidad Autónoma de Baja California**, Mexicali, Mexico; María del Rocío Domínguez Gaona, **Universidad Autónoma de Baja California**, Tijuana, Mexico; Saul Santos Garcia, **Universidad Autónoma de Nayarit**, Nayarit, Mexico; Christian Meléndez, **Universidad Católica de El Salvador**, San Salvador, El Salvador; Irasema Mora Pablo, **Universidad de Guanajuato**, Guanajuato, Mexico; Alberto Peto, **Universidad de Oaxaca**, Tehuantepec, Mexico; Carolina Rodriguez Beltan, **Universidad Manuela Beltrán**, **Centro Colombo Americano**, and **Universidad Jorge Tadeo Lozano**, Bogotá, Colombia; Nidia Milena Molina Rodriguez, **Universidad Manuela Beltrán** and **Universidad Militar Nueva Granada**, Bogotá, Colombia; Yolima Perez Arias, **Universidad Nacional de Colombia**, Bogotá, Colombia; Héctor Vázquez García, **Universidad Nacional Autónoma de Mexico**, Mexico City, Mexico; Pilar Barrera, **Universidad Técnica de Ambato**, Ambato, Ecuador; Deborah Hulston, **University of Regina**, Regina, Canada; Rebecca J. Shelton, **Valparaiso University, Interlink Language Center**, Valparaiso, IN, USA; Tae Lee, **Yonsei University**, Seodaemun-gu, Seoul, South Korea; Claudia Thereza Nascimento Mendes, **York Language Institute**, Rio de Janeiro, Brazil; Jamila Jenny Hakam, **ELT Consultant**, Muscat, Oman; Stephanie Smith, **ELT Consultant**, Austin, TX, USA.

Scope and sequence


LEVEL 3	Learning outcomes	Grammar	Vocabulary
Classroom language Page 2			
Unit 1 Pages 3–12			
Education A <i>I'm taking six classes</i> B <i>You're not allowed to...</i> C <i>My behavior</i> D <i>Education controversy</i>	Students can... <ul style="list-style-type: none"> <input checked="" type="checkbox"/> ask and talk about routines <input checked="" type="checkbox"/> express prohibition and obligation <input checked="" type="checkbox"/> ask and talk about feelings and reactions <input checked="" type="checkbox"/> discuss advantages and disadvantages 	Simple present vs. present continuous Zero conditional	School subjects Feelings and emotions
Unit 2 Pages 13–22			
Personal stories A <i>What were you doing?</i> B <i>Guess what!</i> C <i>I was really frightened!</i> D <i>How embarrassing!</i>	Students can... <ul style="list-style-type: none"> <input checked="" type="checkbox"/> describe what was happening in the past <input checked="" type="checkbox"/> announce news <input checked="" type="checkbox"/> close a conversation <input checked="" type="checkbox"/> tell personal stories <input checked="" type="checkbox"/> describe embarrassing moments 	Past continuous vs. simple past Participial adjectives	Sentence adverbs Verbs to describe reactions
Unit 3 Pages 23–32			
Style and fashion A <i>Fashion trends</i> B <i>Does this come in...?</i> C <i>The latest look</i> D <i>Views on fashion</i>	Students can... <ul style="list-style-type: none"> <input checked="" type="checkbox"/> ask about and describe past fashions <input checked="" type="checkbox"/> ask where something is in a store <input checked="" type="checkbox"/> ask for a specific product <input checked="" type="checkbox"/> express opinions about style and fashion <input checked="" type="checkbox"/> ask and talk about current fashions 	<i>Used to</i> Defining relative clauses	Fashion statements Clothing styles
Unit 4 Pages 33–42			
Interesting lives A <i>Have you ever been on TV?</i> B <i>What I mean is...</i> C <i>Life experiences</i> D <i>What a life!</i>	Students can... <ul style="list-style-type: none"> <input checked="" type="checkbox"/> ask and talk about life experiences <input checked="" type="checkbox"/> check and clarify meaning <input checked="" type="checkbox"/> describe details of their experiences <input checked="" type="checkbox"/> ask and talk about a memorable experience 	Present perfect Present perfect vs. simple past	Experiences Fun things to do
Unit 5 Pages 43–52			
Our world A <i>Older, taller, and more famous</i> B <i>I don't believe it!</i> C <i>World geography</i> D <i>Natural wonders</i>	Students can... <ul style="list-style-type: none"> <input checked="" type="checkbox"/> Compare human-made structures <input checked="" type="checkbox"/> express disbelief <input checked="" type="checkbox"/> say that they don't know something <input checked="" type="checkbox"/> ask and talk about geographical features <input checked="" type="checkbox"/> describe natural wonders in their country 	Comparatives <i>Not as...as</i> Superlatives	Human-made wonders Geographical features
Unit 6 Pages 53–62			
Organizing your time A <i>A busy week</i> B <i>Can I take a message?</i> C <i>Can you do me a favor?</i> D <i>Perspectives on time</i>	Students can... <ul style="list-style-type: none"> <input checked="" type="checkbox"/> ask and talk about weekend plans <input checked="" type="checkbox"/> offer to take a message <input checked="" type="checkbox"/> leave a message <input checked="" type="checkbox"/> make requests, promises, and offers <input checked="" type="checkbox"/> discuss ways to manage time effectively 	Present tenses used for future Requests Promises and offers with <i>will</i>	Commitments Favors

Functional language	Listening and Pronunciation	Reading and Writing	Speaking
<p>Interactions: Expressing prohibition Expressing obligation</p>	<p>Listening: Office rules An interview about homeschooling Pronunciation: Stress and rhythm</p>	<p>Reading: “Are Video Games Educational?” An article Writing: Advantages and disadvantages of distance education</p>	<ul style="list-style-type: none"> Information exchange about school and work <i>Keep talking:</i> “Find someone who” activity about everyday activities List of class rules Information exchange about personal behavior <i>Keep talking:</i> Comparison of behaviors Discussion about distance education
<p>Interactions: Announcing news Closing a conversation</p>	<p>Listening: News about other people A camping trip Pronunciation: Intonation in complex sentences</p>	<p>Reading: “Embarrassing Experiences” An article Writing: An embarrassing moment</p>	<ul style="list-style-type: none"> Group story about a past event <i>Keep talking:</i> Description of simultaneous past actions Celebrity news Personal stories and anecdotes <i>Keep talking:</i> Picture stories Descriptions of embarrassing moments
<p>Interactions: Asking where things are Asking for an alternative</p>	<p>Listening: Clothing purchases An interview with a fashion designer Pronunciation: <i>Used to and use to</i></p>	<p>Reading: “Dress to Impress” An article Writing: Class survey</p>	<ul style="list-style-type: none"> Interview about style and fashion <i>Keep talking:</i> Comparison of two people’s past and present styles Role play of a shopping situation Opinions on fashion and style <i>Keep talking:</i> Interview about what’s hot Class survey about style and fashion
<p>Interactions: Checking meaning Clarifying meaning</p>	<p>Listening: Unusual habits An interview with a grandmother Pronunciation: Contrastive stress in responses</p>	<p>Reading: “The Life of an Astronaut” An interview Writing: Interesting people, places, or things</p>	<ul style="list-style-type: none"> Interview about experiences <i>Keep talking:</i> Information exchange about experiences never had Information exchange about unusual habits True and false information about life experiences <i>Keep talking:</i> “Find someone who” activity about everyday experiences Description of an interesting person or place
<p>Interactions: Expressing disbelief Saying you don’t know</p>	<p>Listening: An interesting city The Great Barrier Reef Pronunciation: Intonation in tag questions</p>	<p>Reading: “Seven Wonders of the Natural World” An article Writing: A natural wonder</p>	<ul style="list-style-type: none"> Comparison of different places <i>Keep talking:</i> Information gap activity about impressive places Information exchange about human-made structures Discussion about experiences in different places <i>Keep talking:</i> Advice for foreign visitors List of the most wonderful places in the country
<p>Interactions: Offering to take a message Leaving a message</p>	<p>Listening: Weekend plans Phone messages Pronunciation: Reduction of <i>could you</i> and <i>would you</i></p>	<p>Reading: “Time and Culture” An article Writing: Tips for success</p>	<ul style="list-style-type: none"> “Find someone who” activity about weekend plans <i>Keep talking:</i> Information exchange about upcoming plans Role play with phone messages Class favors, offers, and promises <i>Keep talking:</i> Role play with requests Quiz about overdoing things

LEVEL 3	Learning outcomes	Grammar	Vocabulary
Unit 7 Pages 63–72 Personalities A <i>You're extremely curious.</i> B <i>In my opinion, ...</i> C <i>We've been friends for six years.</i> D <i>What is your personality?</i>	Students can... <ul style="list-style-type: none"> <input checked="" type="checkbox"/> talk about personality traits <input checked="" type="checkbox"/> give an opinion <input checked="" type="checkbox"/> ask for agreement <input checked="" type="checkbox"/> describe people's personalities <input checked="" type="checkbox"/> talk about their personalities 	Adverbs modifying adjectives and verbs Present perfect with <i>for</i> and <i>since</i>	Personality traits More personality traits
Unit 8 Pages 73–82 The environment A <i>Going green</i> B <i>I'd rather not say.</i> C <i>What will happen?</i> D <i>Finding solutions</i>	Students can... <ul style="list-style-type: none"> <input checked="" type="checkbox"/> discuss environmental problems <input checked="" type="checkbox"/> give an approximate answer <input checked="" type="checkbox"/> avoid answering <input checked="" type="checkbox"/> talk about future possibilities <input checked="" type="checkbox"/> discuss solutions to problems 	Quantifiers First conditional	Environmental impacts Tips to help the environment
Unit 9 Pages 83–92 Relationships A <i>Healthy relationships</i> B <i>I'm really sorry.</i> C <i>That can't be the problem.</i> D <i>Getting advice</i>	Students can... <ul style="list-style-type: none"> <input checked="" type="checkbox"/> discuss what's important in relationships <input checked="" type="checkbox"/> apologize and give excuses <input checked="" type="checkbox"/> accept an apology <input checked="" type="checkbox"/> speculate about people <input checked="" type="checkbox"/> give advice about relationships 	<i>It's ...</i> expressions Expressions with infinitives Modals for speculating	Relationship behaviors Inseparable phrasal verbs
Unit 10 Pages 93–102 Living your life A <i>He taught himself.</i> B <i>I'll give it some thought.</i> C <i>What would you do?</i> D <i>What an accomplishment!</i>	Students can... <ul style="list-style-type: none"> <input checked="" type="checkbox"/> talk about themselves and their experiences <input checked="" type="checkbox"/> advise against something <input checked="" type="checkbox"/> consider advice <input checked="" type="checkbox"/> talk about imaginary situations <input checked="" type="checkbox"/> ask and talk about accomplishments 	Reflexive pronouns Second conditional	Qualities for success Separable phrasal verbs
Unit 11 Pages 103–112 Music A <i>Music trivia</i> B <i>The first thing you do is ...</i> C <i>Music and me</i> D <i>Making your own music</i>	Students can... <ul style="list-style-type: none"> <input checked="" type="checkbox"/> talk about music <input checked="" type="checkbox"/> give instructions <input checked="" type="checkbox"/> talk about things they've done recently <input checked="" type="checkbox"/> talk about memorable songs <input checked="" type="checkbox"/> 	Past passive Present perfect with <i>yet</i> and <i>already</i>	Compound adjectives Verb and noun formation
Unit 12 Pages 113–122 On vacation A <i>Travel preferences</i> B <i>Don't forget to...</i> C <i>Rules and recommendations</i> D <i>Seeing the sights</i>	Students can... <ul style="list-style-type: none"> <input checked="" type="checkbox"/> discuss travel preferences <input checked="" type="checkbox"/> ask about preferences <input checked="" type="checkbox"/> remind someone of something <input checked="" type="checkbox"/> talk about rules and recommendations <input checked="" type="checkbox"/> describe their dream trip 	Gerunds Modals for necessity and recommendations	Vacation activities Extreme sports

Functional language	Listening and Pronunciation	Reading and Writing	Speaking
<p>Interactions: Giving an opinion Asking for agreement</p>	<p>Listening: Common proverbs A personality quiz Pronunciation: Reduction of <i>don't you</i></p>	<p>Reading: "The Signs of the Zodiac" Descriptions Writing: My personality</p>	<ul style="list-style-type: none"> • Interview about personality traits • <i>Keep talking:</i> "Left-brain vs. right-brain" quiz • Discussion about personality assumptions • Information exchange about friends and their personalities • <i>Keep talking:</i> Interviews about special people and things • Guessing game to match people and their personality descriptions
<p>Interactions: Giving an approximate answer Avoiding answering</p>	<p>Listening: A survey on grocery shopping habits Award winners for environmental work Pronunciation: Stress in compound nouns</p>	<p>Reading: "One-of-a-Kind Homes" An article Writing: A letter about an environmental issue</p>	<ul style="list-style-type: none"> • Discussion about community environmental problems • <i>Keep talking:</i> "Green" quiz • Survey about water usage • Cause and effect • <i>Keep talking:</i> Possible outcomes in different situations • Solutions to environmental issues
<p>Interactions: Apologizing Accepting an apology</p>	<p>Listening: Apologetic phone calls A radio call-in show Pronunciation: Sentence stress</p>	<p>Reading: "Addy's Advice" Emails Writing: A piece of advice</p>	<ul style="list-style-type: none"> • Tips for healthy relationships • <i>Keep talking:</i> Advice for relationship problems • Role play to apologize and make excuses • Speculations about classmates • <i>Keep talking:</i> Speculations about people • Discussion about relationship problems
<p>Interactions: Advising against something Considering advice</p>	<p>Listening: Three problems Interviews about accomplishments Pronunciation: Stress shifts</p>	<p>Reading: "A Walk Across Japan" An interview Writing: An accomplishment</p>	<ul style="list-style-type: none"> • Interview about personal experiences • <i>Keep talking:</i> "Find someone who" activity about personal experiences • Role play to give and consider advice • Discussion about hypothetical situations • <i>Keep talking:</i> Interview about hypothetical situations • "Find someone who" activity about accomplishments
<p>Interactions: Beginning instructions Continuing instructions Ending instructions</p>	<p>Listening: How things work Song dedications Pronunciation: Syllable stress</p>	<p>Reading: "A Guide to Breaking into the Music Business" A guide Writing: A music review</p>	<ul style="list-style-type: none"> • Guessing game about music • <i>Keep talking:</i> Discussion about music • Information exchange with instructions • "Find someone who" activity about recent actions • <i>Keep talking:</i> "Find the differences" activity about two friends • Information exchange about songs and memories
<p>Interactions: Asking about preferences Reminding someone of something</p>	<p>Listening: Hotel check-in A white-water rafting trip Pronunciation: Reduction of verbs</p>	<p>Reading: "A Taste of Cairo" A food blog Writing: A walking tour</p>	<ul style="list-style-type: none"> • Interview about vacation activities • <i>Keep talking:</i> Comparison of travel preferences • Role play about checking into a hotel • Discussion about extreme sports • <i>Keep talking:</i> Plan for a backpacking trip • Information exchange about dream trips

Classroom language

A  Complete the conversations with the correct sentences. Then listen and check your answers.


What page are we on?
Can you repeat that, please?
What's our homework?

✓ Excuse me. I'm very sorry I'm late.
May I go to the restroom, please?
Which role do you want to play?




A Excuse me. I'm sorry I'm late.

B That's OK. Next time try to arrive on time.



A _____

B Thirteen. We're doing the Warm-up for Unit 2.




A _____

B Yes. I said, "Please work with a partner."




A _____

B I'll be Student A. You can be Student B.



A _____

B No problem. Please try to be quick.



A _____

B Please complete the activities for Unit 2 in your workbook.

B PAIR WORK Practice the conversations.

Education

Lesson A

- School subjects
- Simple present vs. present continuous

Lesson B

- Expressing prohibition
- Expressing obligation

Lesson C

- Feelings and emotions
- Zero conditional

Lesson D

- Reading "Are Video Games Educational?"
- Writing: Distance education



Warm Up




- A** Describe the pictures. What do you see? What are the students doing?
- B** How are the classrooms similar or different from your own classroom experiences?

A I'm taking six classes.

1 Vocabulary School subjects

A Match the words and the pictures. Then listen and check your answers.

- a algebra
- b art
- c biology
- d chemistry
- e geometry
- f history
- g music
- ✓h physics
- i world geography



B Complete the chart with the correct school subjects. Then listen and check your answers.

Arts	Math	Science	Social studies
art			

C **PAIR WORK** Which school subjects are or were easy for you? Which are or were difficult? Tell your partner.

"History and music were *easy* subjects for me, but algebra was difficult!"

2 Language in context Busy schedules

A Listen to three people talk about their schedules. Who doesn't have a job?



I'm a high school student. I love history and world geography. I have a part-time job, too. My parents own a restaurant, so I work there on Saturdays. I guess I'm pretty busy.
-Kenji



I'm a full-time student. I want to be a doctor. I'm taking six classes and preparing for my medical school entrance exams. I study biology and chemistry every night.
-Jan



I'm really busy! I work full-time at a bank. I'm also taking an English class at night with my friend Ricardo. Actually, I'm going to class now. I think I'm late!
-Amelia

B What about you? Do you have a busy schedule? What do you do in a typical week?

3 Grammar Simple present vs. present continuous

Use the simple present to describe routines and permanent situations.

Kenji **works** on Saturdays.

Jan **studies** every night.

Kenji's parents **own** a restaurant.

Use the present continuous to describe actions in progress or temporary situations.

Amelia **is going** to class right now.

Jan **is preparing** for her medical school entrance exams.

Amelia and Ricardo **are taking** an English class together.

Verbs not usually used in continuous tenses

believe	mean
have	own
hope	remember
know	seem
like	understand
love	want

A Complete the conversations with the simple present or present continuous forms of the verbs. Then practice with a partner.

- A** _____ Are _____ you _____ taking _____ (take) a lot of classes these days?

B I _____ (take) just two: world geography and physics. I _____ (have) a full-time job, so I _____ (not / have) a lot of free time.
- A** How often _____ you _____ (go) to the library?

B I _____ (go) every Saturday. But I _____ (study) at home a lot, too. I _____ (prepare) for an important exam.
- A** How _____ (be) your English class?

B It _____ (be) fine. I _____ (like) English and _____ (want) to improve my speaking. But we _____ (be) only in the first lesson!
- A** What _____ the teacher _____ (do) now?

B She _____ (help) some students. They _____ (ask) her questions. They _____ (seem) confused about something.

B **PAIR WORK** Ask and answer the questions in Part A. Answer with your own information.

4 Speaking School and work

A **PAIR WORK** Read the list. Add one set of questions about school or work.

- What's your favorite class? Are you learning anything interesting?
- Do you have a job? If so, what do you do?
- Are you studying for any exams? Do you study alone or with others?
- What job do you want someday? Are you doing anything to prepare for it?
- Why are you studying English? What do you hope to do in this class?
- _____ ? _____ ?

B **GROUP WORK** Share any interesting information from Part A.


5 Keep talking!

Go to page 123 for more practice.

3 You're not allowed to ...

1 Interactions Prohibition and obligation

A Do you always follow rules? Do you ever break rules? If so, when?

B  Listen to the conversation. What *can* students do in the class?
Then practice the conversation.

Justin Excuse me. Do you mind if I sit here?

Fei Not at all. Go ahead.

Justin Thanks. I'm Justin, by the way.

Fei Hi. I'm Fei. Are you new in this class?

Justin Yeah. Today is my first day. Hey, can we drink coffee in class?

Fei No. You can't eat or drink in class. It's one of the rules.

Justin Really? Good to know.


Fei Oh, and there's another rule. You have to turn off your cell phone.

Justin OK. Thanks for letting me know.

Fei Sure. Do you want to be my language partner today?
We can choose our speaking partners in this class.

Justin OK. Thanks.



C  Read the expressions below. Complete each box with a similar expression from the conversation. Then listen and check your answers.

Expressing prohibition

You can't ...

You're not allowed to ...

You're not permitted to ...

Expressing obligation

You need to ...

You must ...



D **PAIR WORK** Look at the common signs. Say the rules. Take turns.



"You're not permitted to park here."

2 Listening First day at work

A Listen to Joel's co-workers explain the office rules on his first day at work. Number the pictures from 1 to 6.



B Listen again. Write the office rules.

- | | |
|---------|---------|
| 1 _____ | 4 _____ |
| 2 _____ | 5 _____ |
| 3 _____ | 6 _____ |

3 Speaking Class rules

A **PAIR WORK** Make a list of five important rules for your class like the one below.

Class rules

1. You must raise your hand to speak.
2. You can't send or read text messages.
3. You have to turn off your cell phone.
4. You're not permitted to chew gum.
5. You're allowed to sit anywhere you want.

B **GROUP WORK** Compare your list with another pair. Choose the five most important rules.



C **CLASS ACTIVITY** Share your lists. Can you and your teacher agree on a list of class rules?

C My behavior

1 Vocabulary Feelings and emotions

A Match the words and the pictures. Then listen and check your answers.

a angry	c hungry	e lonely	g scared	i thirsty
b busy	d jealous	f nervous	h sleepy	j upset




B **PAIR WORK** Why do you think the people in the pictures feel the way they do? Discuss your ideas.

2 Conversation Feeling nervous

A Listen to the conversation. Why is Nate eating so late?

- Nate** Hello?
- Laura** Hi, Nate. It's Laura. Are you busy?
- Nate** Not really. I'm just eating some ice cream.
- Laura** Really? Why are you eating so late?
- Nate** Oh, I have an exam tomorrow, and I'm kind of nervous about it. I eat when I'm nervous. I'm not even hungry! It's not good, I know.
- Laura** Well, a lot of people eat when they're nervous. If I'm nervous about something, I just try not to think about it.
- Nate** That's easier said than done! But what do you do if you have a really important exam?
- Laura** I study a lot, of course!



B Listen to the rest of the conversation. Why did Laura call Nate?

3 Grammar Zero conditional

Zero conditional sentences describe things that are generally true. Use the simple present for both the if clause (the condition) and the main clause.

What **do** you **do** if you **have** a really important exam?

If I **have** a really important exam, I **study** a lot.

I **study** a lot if I **have** a really important exam.

You can usually substitute *when* for *if* in zero conditional sentences.

If I'm nervous about something, I just try not to think about it.

When I'm nervous about something, I just try not to think about it.

A Match the conditions and the main clauses. Then compare with a partner.

- | | |
|---|--|
| 1 If I'm nervous before an exam, _____ | a. I ask a family member to do some. |
| 2 When I'm busy with chores at home, _____ | b. I start to get lonely. |
| 3 If I wake up and feel hungry, _____ | c. I have something healthy, like an apple. |
| 4 When I get angry at someone, _____ | d. I usually don't say anything to him or her. |
| 5 If my friends don't call me for a few days, _____ | e. I like to stay in bed. |
| 6 When I feel sleepy on Sunday mornings, _____ | f. I take a deep breath and try to relax. |

B PAIR WORK Make true sentences about your behavior with the conditions in Part A.

Tell your partner.

"If I'm nervous before an exam, I study with a friend."

4 Pronunciation Stress and rhythm

A Listen and repeat. Notice how stressed words occur with a regular rhythm.

When I'm **lonely**, I like to **chat** or **talk** on the **phone** with my **friends**.


B PAIR WORK Practice the sentences from Exercise 3A. Pay attention to your stress and rhythm.

5 Speaking Different behaviors

GROUP WORK Read the list. Add two more questions with *if* or *when*.

Then ask and answer them.

- What do you do if you feel sleepy in class?
- What do you do when you get jealous?
- How do you feel when you're alone at night?
- How do you feel when you speak English in class?
- _____
- _____



6 Keep talking!

Go to page 124 for more practice.

D Education controversy

1 Reading

A Do you think video games can be educational? Why or why not?

B Read the article. What do many parents feel about video games?

Are video games educational?

Many parents have a bad feeling about video games. Some believe that if they allow their children to play video games, they won't do well in school. Others feel that too many video games, especially violent ones, make children feel angry and nervous. If their kids spend a lot of time playing games alone, some parents are afraid that they will feel lonely and have a hard time making friends.

But recent studies suggest a more positive side to video games, and that video games are helping students to learn, to make friends and to build important skills.

One of the biggest advantages of playing video games is that they give the brain a great workout. Every gamer knows that when you are playing video games, you have to think fast and make decisions quickly. In some really hard games, players have to learn how to form strategies, plan their actions and manage their time. Studies also show that many video games are helping students to improve math and reading skills.

Video games can also bring students together and help them make friends. In multiplayer games, players must work with their team to achieve a goal. Some games give players a chance to be leaders and increase their confidence.

Physically, scientists believe that video games may help to manage stress, improve eyesight and increase hand-eye coordination.

In many ways, video games are helping to make learning new skills more fun. Perhaps someday, video games will be a bigger part of a student's education.



C Read the article again. Complete the chart by listing three skills that video games can help students build in each area.


Cognitive (Thinking) Skills	Social skills	Physical skills
improve time management skills	learn to work with a team	

D **PAIR WORK** What kind of video games do you think are educational? Do you think video games can be played in classrooms? Tell your partner.

2 Listening Is homeschooling for you?

A  Listen to Julie and her parents discuss homeschooling. What do they like about it, and what are their challenges? Check (✓) the correct answers.

	Likes	Challenges	Advice
Julie	<input type="checkbox"/> the classroom <input type="checkbox"/> the hours <input type="checkbox"/> the teachers	<input type="checkbox"/> texting friends <input type="checkbox"/> not seeing friends in class <input type="checkbox"/> being in a real school	
Julie's parents	<input type="checkbox"/> teaching together <input type="checkbox"/> choosing the curriculum <input type="checkbox"/> working at home	<input type="checkbox"/> scheduling <input type="checkbox"/> giving grades <input type="checkbox"/> knowing every subject	

B  Listen again. What advice do Julie and her parents give to people considering homeschooling? Complete the chart with their advice.

3 Writing Distance education

A **PAIR WORK** Read the definition of distance education. Then make a list of its advantages and disadvantages.

Distance education is a type of education where students work on their own at home and communicate with teachers and other students using email, message boards, instant messaging, video chats, and other forms of computer-based communication.



B Do you think learning English by distance education is a good idea or a bad idea? Write a paragraph to explain your opinion. Use the model and your list from Part A.

Advantages of Distance Education

I think learning English by distance education is a very good idea. There are many advantages. For example, students can work at their own speed. This is good for people with full-time jobs or people who can't go to regular classes ...

C **PAIR WORK** Compare your ideas.

4 Speaking Advantages and disadvantages

A **GROUP WORK** What are the advantages and disadvantages of these types of learning? Discuss your ideas.

large classes	private lessons with a tutor	studying abroad
small classes	online learning	watching movies in English

B **CLASS ACTIVITY** How do you prefer to learn? What type of learning is the most popular?

Wrap-up

1 Quick pair review

Lesson A **Do you remember?**

Cross out the word that doesn't belong. Then write the category.

You have two minutes.

- | | | | | |
|---|------------------|---------|--------------------|-----------------|
| 1 | _____ math _____ | algebra | history | geometry |
| 2 | _____ | art | history | world geography |
| 3 | _____ | music | art | algebra |
| 4 | _____ | biology | geometry | chemistry |

Lesson B **Guess!**

Think of a place that has rules. Tell your partner things you can and can't do there, but don't say the name of the place. Can your partner guess it?

You have two minutes.

A: You're not permitted to talk. You must turn off your cell phone.

B: Is it a library?

Lesson C **Find out!**

What is one thing both you and your partner do in each situation?

You have three minutes.

- What do you do if you feel scared?
- What do you do if you get a phone call in class?
- What do you do if you have a lot of homework?

A: If I'm scared, I turn on the lights. Do you?

B: No. I lock the doors if I'm scared. Do you?

A: Yes.

Lesson D **Give your opinion!**

What are two advantages and two disadvantages of taking a class online?

You have three minutes.

2 In the real world

What is a multi-age classroom? Go online and find information in English about one. Then write about it.

- What ages or grades are in the classroom?
- What are some advantages? What are some disadvantages?

A Multi-Age Classroom

At Ambuehl Elementary School, first-, second-, and third-graders are in the same classroom. One advantage is that younger students learn from older students.

Another advantage is that ...

2 Personal stories

Lesson A

- Sentence adverbs
- Past continuous vs. simple past

Lesson B

- Announcing news
- Closing a conversation

Lesson C

- Verbs to describe reactions
- Participial adjectives

Lesson D

- Reading: "Embarrassing Experiences"
- Writing: An embarrassing moment



Warm Up

- A** Look at the pictures. Which story would you like to hear? Rank them from 1 (very much) to 6 (not much).
- B** Do you prefer to tell stories about yourself or hear stories about other people? Why?

A What were you doing?

1 Vocabulary Sentence adverbs

A  Match the pictures and the sentences. Then listen and check your answers.




_____ Amazingly, she came home last night.

_____ Fortunately, she was very healthy.

_____ Sadly, my cat disappeared last year.

_____ Strangely, she had on a little sweater.



_____ Luckily, someone found it.

_____ Suddenly, I realized I didn't have it.


_____ Surprisingly, she brought it to my home.

_____ Unfortunately, I lost my wallet yesterday.

B **PAIR WORK** Use sentence adverbs to describe incidents that happened to you or people you know. Tell your partner.

"Amazingly, my brother passed his physics exam last week. He didn't study at all!"

2 Language in context Lights out!

A  Listen to two people describe what they were doing when the power went out last night. What did they do after the power went out?



I was cooking pasta when suddenly everything went dark. Luckily, I had some candles. I couldn't finish making my meal, so I just ate cereal for dinner.

- Angela

While my friends and I were watching a movie at home, the lights went out. Unfortunately, no one knew how the movie ended. So, we took turns telling our own endings.

- Tetsu

B What about you? Have you ever been in a blackout? What did you do?

3 Grammar Past continuous vs. simple past

Use the past continuous to describe an action in progress in the past.

Angela **was cooking** pasta last night. Tetsu and his friends **were watching** a movie.

Use the simple past for an event that interrupts that action in progress.

Angela **was cooking** pasta when everything **went** dark.

While Tetsu and his friends **were watching** a movie, the lights **went** out.

A Complete the conversations with the past continuous or simple past forms of the verbs. Then practice with a partner.

1 **A** What were you doing (do) last night when the storm begin (begin)?

B I use (use) my computer. While I write (write) my report, the electricity suddenly go (go) off.

A lose you lose (lose) your work?

B Yeah. Unfortunately, I need (need) to do it again.

2 **A** How break you break (break) your foot?

B Oh, I ski (ski).

A Really? hurt it hurt (hurt)?

B Of course! But fortunately, someone call (call) an ambulance.

A That's good.

B Yeah, and while I wait (wait), my friends bring (bring) me hot chocolate.

B PAIR WORK Ask and answer questions about what you were doing at the times below.

7:00 this morning 10:00 last night 4:30 yesterday afternoon this time yesterday

4 Pronunciation Intonation in complex sentences

 Listen and repeat. Notice how each clause has its own intonation pattern.

Angela was cooking pasta when everything went dark.

When everything went dark, Angela was cooking pasta.

5 Speaking Story time

GROUP WORK Complete a sentence below with your own idea. Your group adds sentences with adverbs to create a story. Take turns.

- I was talking to my best friend when ...
- I was walking down the street when ...
- I was sleeping one night when ...
- I was checking my messages when ...

A: I was talking to my best friend when my phone rang.

B: Strangely, it was a phone number I didn't know.

C: Luckily, I answered the phone because it was ...


6 Keep talking!

Go to page 125 for more practice.

B Guess what!

1 Interactions Sharing news

A Think about different people you know. Do you have any news about them?

B  Listen to the conversation. What news is Diana sharing?
Then practice the conversation.

Ruben Hi, Diana. How are you?

Diana I'm fine. Guess what!

Ruben What?

Diana Do you remember Joe from our photography class?

Ruben Joe? Oh, yeah. Is he OK?

Diana Oh, he's fine. It's just that he got into film school in Los Angeles. He wants to be a director.


Ruben Really? Good for him.


Diana Yeah. I hear he really likes it.

Ruben That's fantastic!

Diana Yeah. Hey, I need to get going. I'm late for work.

Ruben Oh, OK. I'll call you later.



C  Read the expressions below. Complete each box with a similar expression from the conversation. Then listen and check your answers.

Announcing news

Did you hear what happened?

You'll never guess what happened!

Closing a conversation

Listen, I've got to run.

Sorry, I have to go.

D **PAIR WORK** Have conversations like the one in Part B. Use these ideas.



Your classmate Lucy Kim moved away. She moved to Spain to study art.




Your teacher Bill Jones got married. He married his girlfriend from high school.




Your friend Pedro Garcia was on TV. He was on a game show and won!

2 Listening You'll never guess!

- A**  Listen to Michael and Wendy talk about four different people they know. Number the people from 1 to 4 in the order they talk about them. There is one extra person.

a classmate a co-worker a family member a neighbor a teacher

- B**  Listen again. Check (✓) the true sentences. Correct the false ones.

- 1 Greg is graduating from middle school.
- 2 Eva bought a brand-new red car.
- 3 Mr. Landers is going to teach a new class.
- 4 Cathy is going to be in the school play.

3 Speaking Celebrity news

- A** **PAIR WORK** Think of four famous people. What is some interesting news about them? Complete the chart.

	Famous person	News
1		
2		
3		
4		



- B** **CLASS ACTIVITY** Announce your news about the famous people to a classmate. Then close the conversation and talk to another classmate.
- C** **CLASS ACTIVITY** Who heard the most interesting news?

I can announce news. 

I can close a conversation. 

C

I was really frightened!

1 Vocabulary Verbs to describe reactions

A Match the words and the pictures. Then listen and check your answers.

- | | | | |
|-------------|-----------|-------------|------------|
| a amuse | c confuse | e embarrass | g frighten |
| b challenge | d disgust | f excite | h interest |



1




2



3



4



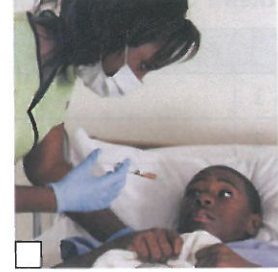
5



6



7



8



B **PAIR WORK** What amuses you? Challenges you? Confuses you? Etc.
Tell your partner.

2 Conversation Around the campfire

A Listen to the conversation. What frightened Paul?

- David** ... and that's what was on the floor!
- Jim** Yuck! That story was disgusting!
- Paul** Well, listen to this. I was watching a movie at home one night when I heard a strange noise outside the window.
- David** What did you do?
- Paul** I was really frightened! I was watching a horror movie, *and* I was sitting in the dark. Anyway, I walked to the window, opened the curtains, and saw a face!
- Jim** No way! That's frightening!
- Paul** Not really. It was just my roommate.
- David** Your roommate?
- Paul** Yeah. Unfortunately, he lost his key and couldn't get in the house. He was really embarrassed!



B Listen to the rest of the conversation. How did Paul's roommate react?

3 Grammar Participial adjectives

Use present participles (-ing) to describe someone or something that causes a reaction.

That story was **disgusting**.

The noise was really **frightening**.

His actions were really **embarrassing**.

Use past participles (-ed) to describe a person's reaction to someone or something.

I was **disgusted** by that story.


I was really **frightened** by the noise.

He was really **embarrassed**.

Circle the correct words. Then compare with a partner.

- This short story is very challenging / challenged. There's a lot of difficult vocabulary.
- I'm really exciting / excited to hear about your trip. Tell me all about it!
- I liked your story, but I'm confusing / confused by the ending. Can you explain it?
- I think my neighbor's stories about her life are very amusing / amused.
- I never feel frightening / frightened when people tell me ghost stories.
- That joke wasn't funny at all. It was disgusting / disgusted.
- That movie was boring / bored. It wasn't interesting / interested at all.
- I'm surprising / surprised you were embarrassing / embarrassed by my story.

4 Listening Is that really true?

A  Listen to Mark's story. Check (✓) the two adjectives that best describe it.

- challenging frightening disgusting amusing

B  Listen again. Answer the questions.

- What are Mark and his friend doing in the tent? _____
- What did they first hear outside the tent? _____
- What did Mark's friend want to do? _____
- What did the voice outside the tent say? _____

5 Speaking My own experience

A Think about your own experiences. Choose one of the topics from the list below. Then take notes to prepare to talk about it.

- | | |
|-------------------------|-----------------------------|
| an exciting day | a frightening experience |
| a confusing moment | an amusing situation |
| a challenging situation | an interesting conversation |

B **PAIR WORK** Tell your partner about your experience. Ask and answer questions for more information.

6 Keep talking!

Go to page 126 for more practice.

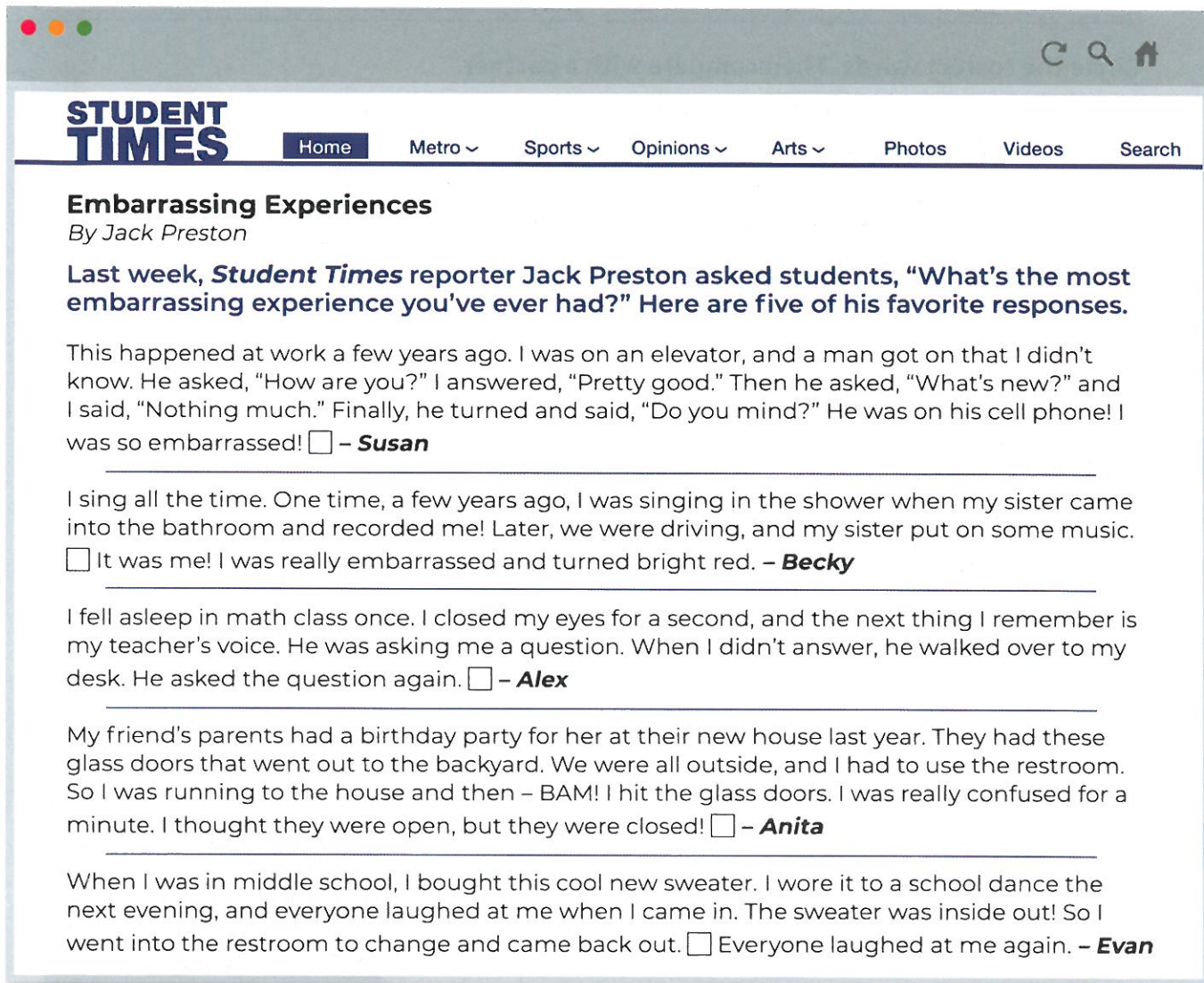


D How embarrassing!

1 Reading

A How do you react when you feel embarrassed? Do you turn red? Do you get angry if people laugh at you?

B Read the article. Where did each person's embarrassing moment happen?



The screenshot shows a web browser window with the 'STUDENT TIMES' logo and a navigation menu including Home, Metro, Sports, Opinions, Arts, Photos, Videos, and Search. The article title is 'Embarrassing Experiences' by Jack Preston. The text of the article includes five paragraphs, each followed by a name in bold: Susan, Becky, Alex, Anita, and Evan. Each name is preceded by a small square icon.

STUDENT TIMES Home Metro Sports Opinions Arts Photos Videos Search

Embarrassing Experiences

By Jack Preston

Last week, *Student Times* reporter Jack Preston asked students, "What's the most embarrassing experience you've ever had?" Here are five of his favorite responses.

This happened at work a few years ago. I was on an elevator, and a man got on that I didn't know. He asked, "How are you?" I answered, "Pretty good." Then he asked, "What's new?" and I said, "Nothing much." Finally, he turned and said, "Do you mind?" He was on his cell phone! I was so embarrassed! – **Susan**

I sing all the time. One time, a few years ago, I was singing in the shower when my sister came into the bathroom and recorded me! Later, we were driving, and my sister put on some music. It was me! I was really embarrassed and turned bright red. – **Becky**

I fell asleep in math class once. I closed my eyes for a second, and the next thing I remember is my teacher's voice. He was asking me a question. When I didn't answer, he walked over to my desk. He asked the question again. – **Alex**

My friend's parents had a birthday party for her at their new house last year. They had these glass doors that went out to the backyard. We were all outside, and I had to use the restroom. So I was running to the house and then – BAM! I hit the glass doors. I was really confused for a minute. I thought they were open, but they were closed! – **Anita**

When I was in middle school, I bought this cool new sweater. I wore it to a school dance the next evening, and everyone laughed at me when I came in. The sweater was inside out! So I went into the restroom to change and came back out. Everyone laughed at me again. – **Evan**

C Read the article again. Write the numbers of the missing sentences in the correct paragraphs.

- 1 Luckily, I knew the answer.
- 2 Fortunately, the doors opened, and I got off.
- 3 Unfortunately, it was now on backwards!
- 4 Suddenly, she started to laugh.
- 5 Amazingly, I wasn't hurt at all.

D **PAIR WORK** Whose story do you think is the most embarrassing? Discuss your ideas.

2 Writing An embarrassing moment

A Think of an embarrassing moment that happened to you or someone you know.

Answer the questions.

- When did it happen? _____
- Who was there? _____
- Where did it happen? _____
- Why was it embarrassing? _____

B Write a description of an embarrassing moment that happened to you or someone you know. Use the model and your answers in Part A to help you.

Embarrassed at the Supermarket

When I was about six years old, I was at the supermarket with my mom. She was shopping for groceries. I wanted some candy, but my mom didn't want to buy me any. So, when my mother wasn't looking, I took some candy and put it into the cart. The problem was that I put the candy into the wrong cart . . .



C **CLASS ACTIVITY** Post your papers around the classroom. Then read the stories and rate them from 1 (very embarrassing) to 4 (not embarrassing at all). Which stories are the most embarrassing?

3 Speaking It happened to me!

A Imagine you are the person in one of these pictures. Take notes to prepare to tell the story.



B **GROUP WORK** Tell your stories. Ask and answer questions for more information.

A: I was having dinner with my wife. We were at a restaurant and I accidentally went into the ladies' restroom instead of the men's restroom.

B: Oh, no! What did you do?

Wrap-up

1 Quick pair review

Lesson A **Brainstorm!**

Make a list of sentence adverbs. How many do you know? You have one minute.

Lesson B **Do you remember?**

Complete the expressions with the correct words to announce news and close a conversation. You have one minute.

- 1 Did you hear _____?
- 2 You'll _____ what happened!
- 3 Guess _____!
- 4 Listen, I've _____ run!
- 5 Hey, I need to _____
- 6 Sorry, I _____ to go.

Lesson C **Test your partner!**

Say four present or past participles. Can your partner use them correctly in a sentence? Take turns. You have two minutes.

A: Disgusting.

B: In my opinion, hamburgers are disgusting!

Lesson D **Find out!**

What are two things both you and your partner do when you are embarrassed? You have one minute.

A: When I'm embarrassed, I laugh a lot. Do you?

B: No, I don't. I turn red, though. Do you?

A: Yes, my cheeks turn red, too!

2 In the real world

Go online and find an embarrassing, interesting, or amusing story in English about a famous person. Then write about it.

Beyoncé's Embarrassing Moment

Beyoncé had an embarrassing experience at a concert. She was walking down the stairs on stage when she tripped and fell. Luckily, she didn't get hurt. Actually, she got up and continued to sing! . . .



3

Style and fashion

Lesson A

- Fashion statements
- *Used to*

Lesson B

- Asking where things are
- Asking for an alternative

Lesson C

- Clothing styles
- Defining relative clauses

Lesson D

- Reading: "Dress to Impress"
- Writing: Class survey




Warm Up

- A** Describe the pictures. What are the people doing?
- B** Which styles do you like? Which don't you like? Why?

A Fashion trends

1 Vocabulary Fashion statements

A  Complete the chart with the correct words. Then listen and check your answers.



a bracelet



contact lenses



dyed hair



earrings



glasses



high heels



a leather jacket



a ponytail



sandals



a uniform

Shoes	Clothing	Eyewear	Hairstyles	Jewelry

B **PAIR WORK** Which things in Part A do you wear or have? Tell your partner.

2 Language in context Fashion history

A  Read about three fashions from the past. Who wore each fashion?



Togas Two thousand years ago, Roman men used to wear sandals and a long piece of clothing called a toga.



Wigs In the seventeenth and eighteenth centuries, rich men and women in England and France used to wear long wigs. Some of the wigs had ponytails.




Leather jackets In the 1950s, many American men used to wear leather jackets with jeans. Before that time, most teenagers didn't use to wear jeans.

B Do people still wear the fashions from Part A today? If so, how are they similar or different?

B Does this come in...?

1 Interactions Shopping questions

A Where do you like to shop for clothes? What kinds of clothes do you like?

B  Listen to the conversations. What size does Jenny want? Then practice the conversations.


Jenny Excuse me.

Salesclerk 1 Yes?

Jenny Where are the raincoats?

Salesclerk 1 They're on the second floor, in Outerwear.

Jenny Thank you.



Jenny Excuse me.

Salesclerk 2 Can I help you?


Jenny Yes. Does this come in a medium?

Salesclerk 2 I believe so. Let's see... Yes, here you go.

Jenny Thank you.

Salesclerk 2 If you want to try it on, the fitting rooms are over there.



C  Read the expressions below. Complete each box with a similar expression from the conversations. Then listen and check your answers.

Asking where things are

Where can I find the ... ?

Could you tell me where the ... are?

Asking for an alternative

Do you have this in ... ?

Can I get this in ... ?

D **PAIR WORK** Have conversations like the ones in Part B. Use these items.



2 Listening Shopping for clothes

A 🎧 Listen to four customers shopping in a clothing store. Number the items they discuss from 1 to 4. There are two extra items.



B 🎧 Listen again. Does each customer ask the salesclerk for the location or an alternative of the item? Write L (location) or A (alternative).

1 _____ 2 _____ 3 _____ 4 _____

3 Speaking In a department store

GROUP WORK Role-play the situation. Then change roles.

Student A: You are a salesclerk in a department store. Student B is shopping for a particular item. Direct Student B to the correct section of the store. Use the picture to help you.

Student B: You are shopping in a department store. Students A and C are salesclerks. Ask Student A where a particular clothing item is. Then ask Student C for a different item.

Student C: You are a salesclerk in a department store. Student B is shopping for a particular item in your section of the store. Help Student B get a different item.

A: Good afternoon. Can I help you?

B: Yes. Where can I find women's shoes?

A: On the second floor, in Footwear.



I can ask where something is in a store. ✓

I can ask for a specific product. ✓

C The latest look

1 Vocabulary Clothing styles

A Write the correct adjectives to describe the clothing. Then listen and check your answers.

- fashionable
- ✓ flashy
- glamorous
- old-fashioned

- 1 flashy
- 2 _____
- 3 _____
- 4 _____



- retro
- tacky
- trendy
- ✓ weird

- 5 weird
- 6 _____
- 7 _____
- 8 _____



B **PAIR WORK** Which styles do you like? Which don't you like? Why? Tell your partner.

2 Conversation People-watching

A Listen to the conversation. What does Ryan think of the man's tie?

- Ryan** Look at that woman's jacket!
- Jill** Wow! It's pretty flashy. I definitely think she's someone who likes to stand out in a crowd.
- Ryan** I know what you mean. I like clothes which don't attract a lot of attention.
- Jill** Really?
- Ryan** Yeah. I usually shop for clothes that are simple and inexpensive. Hey, check out that guy's tie. Talk about old-fashioned!
- Jill** Do you think so? Actually, I think it's pretty fashionable. It's kind of retro.
- Ryan** Well, I'd never wear anything like that.



B Listen to the rest of the conversation. How does Jill describe her style?

3 Grammar Defining relative clauses

Defining relative clauses specify which or what kind of people or things you are describing.

Use **that** or **who** for people.

I'm a person **that** loves flashy clothes.

She's someone **who** likes to stand out in a crowd.

Use **that** or **which** for things.

I shop for clothes **that** are simple and inexpensive.

He likes clothes **which** don't attract a lot of attention.

A Complete each sentence with *that*, *who*, or *which*. Then compare with a partner.

- I prefer salesclerks _____ are honest with me.
- I'm the kind of person _____ rarely follows fashion.
- I hardly ever wear clothes _____ are trendy.
- I know someone _____ loves expensive clothes.
- Some of my friends wear stuff _____ is a little too weird.
- I usually buy clothes _____ are on sale.
- I'm someone _____ likes reading fashion magazines.
- I buy shoes _____ go with lots of different clothing.

B PAIR WORK Make the sentences in Part A true for you. Tell your partner.

A: I prefer salesclerks who don't say anything. I know what looks good on me.

B: Not me. I need all the help I can get!

4 Speaking Thoughts on fashion

A Complete the sentences with your own ideas.

- I really don't like clothes that are _____.
- _____ is a word which describes my personal style.
- When shopping, I like friends who _____.
- _____ is a person who always looks fashionable.
- I think _____ is a color that looks good on me.
- A _____ is something that I never wear.
- _____ is a designer who's very popular now.

B GROUP WORK Compare your ideas. Ask and answer questions for more information.

A: I really don't like clothes that are expensive.

B: Really? I only like expensive clothes!

C: I like clothes that are comfortable.



5 Keep talking!

Go to page 129 for more practice.

D Views on fashion

1 Reading

A What's in style these days? Do you like the current fashions for men and women?

B Read the article. Do you find any of the information surprising?

DRESS TO IMPRESS

Image is important to many people, but what do men and women really think of each other's fashion choices? What do people actually think looks good on the opposite sex? Are you dressing to impress your target audience? What are some clothing items that you should invest in to get someone's attention?

Fashion styles like "artsy," for the more creative crowd, or vintage, for a touch of the past, or even fancy "chic" clothing may show a little of your personality. But it doesn't always mean that the person you may be trying to impress *will be* impressed.

It may be simpler than you think! Women generally like men that look like they have made an effort. As for men, they seem to be the opposite! Here is what most men and women say that they prefer:

WHAT WOMEN LIKE IN MEN'S FASHION

- A well-fitted pair of jeans
- A nice watch
- One item that is cool and funky, like a hat or unusual pair of shoes
- Blue or pink shirts
- Glasses



WHAT MEN LIKE IN WOMEN'S FASHION

- Very little makeup or none at all
- A chic pair of high heels
- A flowery summer dress
- Long hair
- Glasses




C Read the article again. Are the sentences true or false? Write T (true) or F (false).

- 1 Most women like to wear well-fitted jeans with a blue shirt. _____
- 2 Both men and women like it when the other wears glasses. _____
- 3 You have to dress very chic if you want to attract a man. _____
- 4 Guys often think "less is more" for a woman. _____
- 5 Many guys like it when a woman wears high heels. _____
- 6 Most guys think women look nice with long hair. _____


D **PAIR WORK** Do you agree with the information in the article? Why or why not? Discuss your ideas.

2 Listening An interview with Eduardo

A  Listen to an interview with Eduardo, a fashion designer. Number the questions from 1 to 5 in the order you hear them. Write the numbers in the boxes.

- Are high heels old-fashioned? _____
- Should belts and shoes be the same color? _____
- Does black go with everything? _____
- Is it OK for men to wear earrings? _____
- Can guys wear pink? _____



B  Listen again. How does Eduardo answer each question? Write Y (yes) or N (no) on each line.

C Do you agree with Eduardo's opinions? Why or why not?

3 Writing and speaking Class survey

A **GROUP WORK** Create a survey with four questions about fashion and style. Use the topics below or your own ideas.

cool places to shop	popular colors
current clothing styles	the latest gadgets
current hairstyles	trendy accessories
popular brands	unpopular colors

Fashion Survey

1. What color is popular right now?
2. What's the most popular brand of jeans?
3. Where is a cool place to buy jewelry?
4. What gadget does everyone want now?

B **CLASS ACTIVITY** Ask and answer the questions in your surveys. Take notes.

C **GROUP WORK** Share and summarize the results.

Our Class Survey Results

Most people think blue is popular right now. Red was second and green was third. Only a few people think black, orange, or purple are popular. Only one person thinks yellow is popular.

The most popular brand of jeans is Sacco. A lot of people have these. Next was a brand called Durango. These were the only two brands that people mentioned.

Over half of the people in class think Glitter is a cool place to buy jewelry. Some people think the best place to buy jewelry is from people who sell it on the street. Two people ...

D **CLASS ACTIVITY** Share your most interesting results. Do you agree with the answers you heard? Give your own opinions.

Wrap-up

1 Quick pair review

Lesson A Do you remember?

Cross out the word that doesn't belong. Then write the category. You have two minutes.

- | | | | |
|---------|------------|----------------|------------------|
| 1 _____ | high heels | sandals | glasses |
| 2 _____ | a bracelet | contact lenses | earrings |
| 3 _____ | dyed hair | a uniform | a ponytail |
| 4 _____ | a uniform | high heels | a leather jacket |
| 5 _____ | glasses | contact lenses | earrings |

Lesson B Brainstorm!

Make a list of three ways to ask where something is and three ways to ask for an alternative. You have two minutes.

Lesson C Test your partner!

Say each pair of sentences. Can your partner make them into one sentence with *which* or *who*? You have two minutes.

Student A

- 1 I'm a trendy person. I don't like old-fashioned clothes.
- 2 I usually wear glasses. They aren't glamorous.
- 3 Julie shops for stuff. It is affordable.

A: I'm a trendy person. I don't like old-fashioned clothes.

B: I'm a trendy person who doesn't like old-fashioned clothes.

Student B

- 1 I usually wear hats. They are weird.
- 2 I know someone. She likes flashy bracelets.
- 3 Kyle is a guy. He wears tacky clothes.

Lesson D Find out!

What are two colors that both you and your partner think are good for women to wear?

What are two colors you both think are good for guys to wear? You have two minutes.

2 In the real world

What clothes used to be trendy? Go online and find examples of trendy clothes from one decade in the past. Then write about them.

1950s 1960s 1970s 1980s 1990s

Trends in the 1950s

Long dresses used to be popular in the 1950s. Poodle skirts used to be trendy, too. Women used to ...



4

Interesting lives

Lesson A

- Experiences
- Present perfect

Lesson B

- Checking meaning
- Clarifying meaning

Lesson C

- Fun things to do
- Present perfect vs. simple past

Lesson D

- Reading "The Life of an Astronaut"
- Writing: Interesting people, places, or things



Warm Up

- A** Describe the pictures. What are the people doing?
- B** Check (✓) the two most interesting activities. Have you ever done them?
If not, would you like to try them?

A Have you ever been on TV?

1 Vocabulary Experiences

A Complete the phrases with the correct words. Then listen and check your answers.


an award	a famous person	on TV	to a new city
a bone	✓ in a play	seasick	your phone



1 act in a play



2 be on TV



3 break your phone



4 get to a new city



5 lose a bone



6 meet a famous person



7 move to a new city



8 win an award

B **PAIR WORK** Which experiences in Part A are good to have? Which are not good to have? Discuss your ideas.

"It's good to win an award. It's not good to get seasick."

2 Language in context A local hero

A Read Brian's group messages with some friends. Why is Brian excited?

- Brian** 17:02
You'll never believe what happened! I'm going to be on the TV news tonight! My first time!

- Jill** 17:02
You're kidding! Why?

- Brian** 17:03
It's a surprise. You have to watch. Have you ever been on TV?

- Jill** 17:03
No, I haven't. One of my friends is an actress, though, and I've seen her on TV a couple of times.

- Hideo** 17:03
I've never been on TV, but my sister Kumiko has been on TV lots of times. She's a TV reporter!



B What about you? Would you like to be on TV? Why or why not?

3 Grammar Present perfect

Use the present perfect to describe events or experiences that happened at an unspecified time in the past. Use have / has and the past participle of the verb.

Have you ever **seen** a friend on TV? **Has** your sister ever **been** on TV?
 Yes, I **have**. Yes, she **has**.
 No, I **haven't**. No, she **hasn't**.

Use frequency expressions with the present perfect to give more information.


I've **never** been on TV. My sister has been on TV **lots of times**.

A Complete the conversations with the present perfect forms of the verbs.

Then practice with a partner.

- A** _____ you ever _____ (be) to another country?
B Yes, I _____. I _____ (be) to Brazil.
- A** _____ you ever _____ (eat) sushi?
B Yes, I _____. I _____ (have) it many times.
- A** _____ you ever _____ (lose) your wallet?
B No, I _____. Luckily, I _____ never _____ (lose) it.
- A** _____ your best friend ever _____ (call) you in the middle of the night?
B No, she _____. But I _____ (do) that to her once or twice!

B PAIR WORK Ask and answer the questions in Part A. Answer with your own information.

 **Regular past participles**


act → acted
 chat → chatted
 try → tried

Irregular past participles

be → been
 break → broken
 do → done
 eat → eaten
 go → gone
 have → had
 lose → lost
 meet → met
 see → seen
 win → won

Turn to page 151 for a list of more past participles.

4 Speaking Yes, I have!

A  Complete the questions with your own ideas. Then check (✓) the things you've done, and write down how often you've done them.

Have you ever ... ?	Me	Name _____	Name _____
eaten _____	<input type="checkbox"/>	<input type="checkbox"/>	<input type="checkbox"/>
been _____	<input type="checkbox"/>	<input type="checkbox"/>	<input type="checkbox"/>
seen _____	<input type="checkbox"/>	<input type="checkbox"/>	<input type="checkbox"/>
had _____	<input type="checkbox"/>	<input type="checkbox"/>	<input type="checkbox"/>
won _____	<input type="checkbox"/>	<input type="checkbox"/>	<input type="checkbox"/>
met _____	<input type="checkbox"/>	<input type="checkbox"/>	<input type="checkbox"/>

B GROUP WORK Interview two classmates. Complete the chart with their answers.

Who has had similar experiences?


5 Keep talking!

Go to page 130 for more practice.

3 What I mean is...

1 Interactions Checking and clarifying meaning

A How often do you eat out? Do you ever cook at home? Do you ever order takeout?

B  Listen to the conversation. How often does Sam eat out? Then practice the conversation.

Elena I'm getting hungry.

Sam Me, too.

Elena Hey, Sam, there's a great Mexican restaurant near the school. Have you ever tried it?

Sam No, I haven't. Actually, I don't eat in restaurants.

Elena Really? Are you saying you never go to restaurants?

Sam Well, no, not *never*. I mean I just don't eat out very often.


Elena Why not?

Sam I'm allergic to certain foods, like peanuts. If I eat them, my skin gets red and itchy.

Elena That sounds awful!

Sam It is!



C  Read the expressions below. Complete each box with a similar expression from the conversation. Then listen and check your answers.

Checking meaning

Do you mean...?

Does that mean...?

Clarifying meaning

What I mean is,...

What I'm saying is,...

D Number the sentences in the conversation from 1 to 7. Then practice with a partner.

_____ A: What? Do you mean you never eat pizza?

_____ A: I see. So, when can I come over for homemade pizza?

1 A: I feel a little hungry.

_____ A: Have you ever been to Pizza Palace? We can go there.

_____ B: So do I.

_____ B: No, not *never*. What I mean is, I usually make it myself.

_____ B: Actually, I never go to fast-food places.



2 Pronunciation Contrastive stress in responses

A  Listen and repeat. Notice how the stressed words emphasize contrast.

Are you saying you **never** go to restaurants?

Well, not **never**. I mean I just don't eat out **very often**.

B **PAIR WORK** Practice the conversation in Exercise 1D again. Stress words to emphasize contrast.

3 Listening Why not?

A  Listen to four conversations about habits and preferences. Correct the false information.

1 Danielle ~~often~~^{never} goes to hair salons.

3 Jessica always walks to school.

2 Todd loves going to the beach.

4 Mitch never streams movies.

B  Listen again. How do the people explain their habits and preferences? Check (✓) the correct answers.

1 Danielle's explanation:

- She finds it too expensive.
- Her sister cuts her hair.
- She cuts her own hair.

3 Jessica's explanation:

- The school is only five minutes away.
- She doesn't have a driver's license.
- She prefers to walk for the exercise.


2 Todd's explanation:

- It's not easy to get there.
- He doesn't know how to swim.
- He doesn't like to be in the sun.

4 Mitch's explanation:

- The movie theater is too far away.
- He thinks tickets are too expensive.
- He prefers to stream movies at home.

4 Speaking Unusual habits

A  Write four statements about any unusual or interesting habits and behaviors you have. Use the questions to help you, or think of your own ideas.

- Is there a food you eat all the time?
- Is there a place you never go?
- Is there someone you talk to every day?
- Is there something you never do?
- Is there an expression you say all the time?

1 _____

3 _____

2 _____

4 _____



B **PAIR WORK** Tell your partner about each habit or behavior. Your partner checks the meaning, and you clarify it. Take turns.

A: I eat chocolate all the time.

B: Does that mean you eat it every day?


A: Well, no, not every day. I mean I have chocolate several times a week.

C Life experiences

1 Vocabulary Fun things to do

A Match the phrases and the pictures. Then listen and check your answers.

- | | | | |
|-----------------------------|---------------|-------------------------|------------------------|
| a climb a mountain | c go camping | e go whale-watching | g try an exotic food |
| b eat in a fancy restaurant | d go to a spa | f ride a roller coaster | h try an extreme sport |



B **PAIR WORK** Have you ever done the fun things in Part A? Tell your partner.

2 Conversation A fancy restaurant

A Listen to the conversation. Do you think Alice will order frog legs?

- Alice** Wow! This place is nice!
- Emma** Have you ever eaten in a fancy restaurant before?
- Alice** Yes, I have. I've eaten in a few expensive restaurants, but this place is amazing.
- Emma** You can try a lot of exotic food here, and all of their dishes are excellent. Oh, look. Tonight's special is frog legs.
- Alice** Frog legs? Umm, I don't know. . . .
- Emma** Have you ever tried them?
- Alice** No, I haven't. But my brother tried them once a few years ago.
- Emma** Did he like them?
- Alice** I don't think so. He got sick later that night.



B Listen to the rest of the conversation. What do Alice and Emma order?

3 Grammar Present perfect vs. simple past

Use the present perfect to describe events or experiences at an unspecified time in the past.

Have you ever **eaten** in a fancy restaurant?

Yes, I **have**. I've **eaten** in a few expensive restaurants.

Use the simple past to describe events or experiences that happened at a specific time in the past.

Have you ever tried frog legs?

No, I haven't. But my brother **tried** them once a few years ago.

Did he like them?

I don't think so. He **got** sick later **that** night.

A Complete the conversations with the present perfect or simple past forms of the verbs. Then practice with a partner.

- 1 **A** _____ you ever _____ (see) a whale?
B No, I _____. But I _____ always _____ (want) to.
- 2 **A** _____ you _____ (do) anything fun last weekend?
B Yes, I _____. I _____ (go) camping with my sister.
- 3 **A** _____ you ever _____ (eat) in a fancy restaurant?
B Yes, I _____. I _____ (go) to Lucia's last year.
- 4 **A** What extreme sports _____ you _____ (try)?
B I _____ (not / try) any. But my sister _____ (go) skydiving once!
- 5 **A** What _____ you _____ (do) on your last vacation?
B My friend and I _____ (go) to a spa.

B **PAIR WORK** Ask and answer the questions in Part A. Answer with your own information.

4 Speaking Is that true?


A Write two true sentences and one false sentence about interesting life experiences you've had.

- 1 _____
- 2 _____
- 3 _____

B **GROUP WORK** Share your sentences. Your group asks you questions and guesses the false sentence. Take turns.

A: I've been to a wrestling match.

B: Really? Who did you go with?



5 Keep talking!

Go to page 131 for more practice.

D What a life!


1 Reading

- A** What do you think an astronaut's life is like? What do people need to do or know to become astronauts?
- B** Read the interview. According to Dr. Pettit, what's the most exciting thing he's experienced?

The life of an **ASTRONAUT**

Dr. Donald Pettit is a NASA astronaut.

- Interviewer:** I'm sure people ask you this question all of the time, Dr. Pettit, but I have to ask it: Have you ever been to space?
- Dr. Pettit:** Yes, I have. I was a crew member of *Expedition 6*, and I spent five and a half months at the International Space Station. We call it the ISS.
- Interviewer:** How many times have you gone up on the space shuttle?
- Dr. Pettit:** I've ridden the space shuttle to the ISS twice.
- Interviewer:** And what was the best part about being in space?
- Dr. Pettit:** Being able to float. It was the worst part, too.
- Interviewer:** Have you visited any other interesting places while working for NASA?
- Dr. Pettit:** Well, I lived in Russia for about two years while I was training to fly to the ISS. I've also been to Antarctica.
- Interviewer:** Not many people can say that! I understand that you like to work with tools. Have you ever invented anything?
- Dr. Pettit:** Yes. During my second trip into space, I made a special coffee cup so we could drink in space, much like we do here on Earth. I just couldn't get used to drinking coffee out of a small bag through a straw!
- Interviewer:** I don't think I could get used to that, either. But why did you have to drink coffee that way before?
- Dr. Pettit:** Without the bag or my special cup, the coffee floats in space, too.
- Interviewer:** Of course! Well, you've accomplished so much, Dr. Pettit. Considering all of it, what's the most exciting thing that you've experienced?
- Dr. Pettit:** Seeing the birth of my twin boys.
- Interviewer:** Wow, what a life! Thanks so much for sharing, Dr. Pettit.




- C** Read the interview again. What things has Dr. Pettit done? Check (✓) the correct answers.


- | | | |
|---|---|---|
| <input type="checkbox"/> walked on the moon | <input type="checkbox"/> been to the ISS | <input type="checkbox"/> ridden the space shuttle |
| <input type="checkbox"/> traveled to Antarctica | <input type="checkbox"/> had twin daughters | <input type="checkbox"/> invented something |

- D** **PAIR WORK** Would you like to travel to space? Why or why not? What would be the most interesting thing about it? Discuss your ideas.

2 Listening A memorable life

A  Listen to Leo ask his grandmother about her life. Number the questions from 1 to 5 in the order that you hear them.

- When did you meet Grandpa? _____
- What's something interesting you've done? _____
- Where else have you lived? _____
- Where were you born? _____
- Have you been back? _____

B  Listen again. Write the grandmother's answers to the questions in Part A.

3 Writing and speaking Interesting people, places, or things

A Choose one of the topics. Answer the questions.

Topics	Questions
A close friend I've had	Who is your friend? How exactly did you meet? Is this person your friend now? Why or why not?
A special place I've been	Where is this place? What made this place so special? Have you ever been back? Why or why not?
An interesting thing I've done	What did you do? How did you feel after doing it? Would you like to do it again? Why or why not?

B Write a paragraph about your topic. Use the model and your answers in Part A to help you.

My Friend Lucas

I've had had several good friends, but one that was very special to me was my friend Lucas. He moved into the house next door when I was eight. We became good friends. We walked to school together and always played together at his house. He had a great bike, and I used to ride it. He moved to another city after a year. I've tried to find him online, but haven't had any luck. I...



C **PAIR WORK** Read your partner's paragraph. Write five questions to get more information.

D **PAIR WORK** Ask and answer your questions.

"So, tell me, why did you become friends?"

Wrap-up

1 Quick pair review

Lesson A Find out!

What is one place both you and your partner have been? One food you both have tried? One movie you both have seen? You have two minutes.

A: I've been to the art museum downtown. Have you?

B: No, I haven't. I've been to our university library. Have you?

A: Yes, I have.

Lesson B Do you remember?

What can you say to clarify meaning? Check (✓) your answers. You have one minute.

- | | |
|--|--|
| <input type="checkbox"/> What I mean is, ... | <input type="checkbox"/> I didn't use to ... |
| <input type="checkbox"/> What time is ... ? | <input type="checkbox"/> I mean ... |
| <input type="checkbox"/> What I'm saying is, ... | <input type="checkbox"/> I used to go ... |

Lesson C Brainstorm!

Imagine you and your partner are going on vacation together. Make a list of eight fun things to do on your trip. You have two minutes.

Lesson D Guess!

Describe a memorable experience you've had, but don't say where it was. Can your partner guess where you were? You have two minutes.

2 In the real world

What do you think would be a memorable vacation? Find information in English online or in a travel magazine about one place. Then write about it.

A Vacation in Hawaii

Hawaii is a good place for a vacation. I've always wanted to go whale-watching, and I read that you can see whales in the Pacific Ocean from December to early May. The best places to see them are Maui, Molokai, and Lanai.

I've also read about Haleakala National Park in Hawaii. A lot of people climb Mount Haleakala. I've seen pictures of it. It looks really beautiful. The weather is usually ...



3 Our world

Lesson A

- Human-made wonders
- Comparisons with adjectives and nouns

Lesson B

- Expressing disbelief
- Saying you don't know

Lesson C

- Geographical features
- Superlatives with adjectives and nouns

Lesson D

- Reading "Seven Wonders of the Natural World"
- Writing: A natural wonder


Burj Khalifa – the U.A.E.



Chichén Itzá – Mexico




Icehotel – Sweden



Cinque Terre – Italy



Yellowstone National Park – the U.S.A.



Kinkaku-ji Temple – Japan



Warm Up

- A** Look at the pictures. Rank the places you would like to visit from 1 (the most) to 6 (the least).
- B** Why do you want to visit your top three places?

A Older, taller, and more famous


1 Vocabulary Human-made wonders

A Label the pictures with the correct words. Then listen and check your answers.

bridge	plaza	stadium	tower
canal	skyscraper	subway system	tunnel



1 _____



2 _____



3 _____




4 _____



5 _____



6 _____



7 _____



8 _____

B **PAIR WORK** Can you name a famous example for each word? Tell your partner.

"The Panama Canal is very famous."

2 Language in context Two amazing views

A Read the question posted on a website for visitors to New York City.

Which view does the site recommend?

Which is better, the view from the top of the Empire State Building or Rockefeller Center?

Good question! The Empire State Building is older, taller, and more famous than Rockefeller Center, so it gets more visitors. But the lines to get to the top of Rockefeller Center aren't as long as the lines at the Empire State Building. Tickets are more expensive, but I think the view is better. You can see Central Park on one side and the Empire State Building on the other!

B What about you? Where can you go in your town or city for a great view?
Have you ever been there?

3 Grammar Comparisons with adjectives and nouns

Use the *-er ending or more . . . than* with adjectives to make comparisons.

The Empire State Building is **older, taller, and more famous than** Rockefeller Center.

You can also use *not as . . . as* to make comparisons with adjectives.

The lines at Rockefeller Center aren't **as long as** the lines at the Empire State Building.

Tickets to the Empire State Building aren't **as expensive as** tickets to Rockefeller Center.

Use *more . . . than* to make comparisons with nouns.

The Empire State Building gets **more visitors than** Rockefeller Center.

Rockefeller Center has **more observation space than** the Empire State Building.

A Read the information about the Maracanã Stadium and Nissan Stadium. Make comparisons with the adjectives and nouns below. Then compare with a partner.

Maracanã Stadium, Brazil

Year opened: 1950

Seating capacity: 87,101 people

Field size: 88,802 square feet

Height: 105 feet

Number of tiers: 1

Length of construction: 1 year and 10 months



Nissan Stadium, Japan

Year opened: 1998

Seating capacity: 72,327 people

Field size: 82,925 square feet

Height: 170 feet

Number of tiers: 2

Length of construction: 3 years and 9 months

- | | | | |
|------------|--------------------------------------|--------------------------------|-------|
| 1 (new) | Maracanã Stadium | isn't as new as Nissan Stadium | _____ |
| 2 (people) | Maracanã Stadium | | _____ |
| 3 (big) | Nissan Stadium | | _____ |
| 4 (tall) | Nissan Stadium | | _____ |
| 5 (tiers) | Maracanã Stadium | | _____ |
| 6 (long) | The construction of Maracanã Stadium | | _____ |

B PAIR WORK Which soccer stadium do you think is more crowded? Why? Discuss your ideas.

4 Speaking Comparisons

PAIR WORK Complete the chart with two examples of each place. Then make comparisons with the adjectives and nouns in the chart.

Places	Example 1	Example 2	Comparisons
cities			people? / exciting?
stadiums			old? / big?
skyscrapers			tall? / modern?
universities			expensive? / students?

A: I'm sure . . . has more people than . . .

B: That's right. But I think . . . is more exciting than . . .


5 Keep talking!

Student A go to page 132 and Student B go to page 134 for more practice.

3 I don't believe it!

1 Interactions Interesting and unknown facts

A What are the oldest human-made structures in your country? How old are they?

B  Listen to the conversation. What question can't Rachel answer? Then practice the conversation.

Rachel This is pretty interesting.
Look at this.

Keith What's that?

Rachel I'm looking at this website about the statues on Easter Island. It says they've found almost 900 statues.

Keith No way!

Rachel Yes. Most of the statues face inland. Only a few of them face the sea.

Keith When did the Easter Islanders make them?

Rachel Let's see. . . . About 500 to 750 years ago.


Keith They look so heavy, don't they?

Rachel Yes, they do.

Keith How did they move them?

Rachel I really don't know. But let's see if we can find out.



C  Read the expressions below. Complete each box with a similar expression from the conversation. Then listen and check your answers.

Expressing disbelief

Seriously?

I don't believe it!

Saying you don't know

I have no idea.

I don't have a clue.

D **PAIR WORK** Continue the conversation in Part B with these questions and answers. Use the expressions in Part C.

How tall is the tallest statue?

more than 20 meters tall!

Why did they stop building them?

(say you don't know)

How far is Easter Island from Chile?

more than 3,200 kilometers!

Do you think you'll ever go there?

(say you don't know)

2 Pronunciation Intonation in tag questions

A Listen and repeat. Notice the falling intonation in tag questions when the speaker expects the listener to agree or expects something to be true.

The statues look so heavy, don't they? The island is beautiful, isn't it?

B **PAIR WORK** Practice the tag questions. Pay attention to your intonation.

- | | |
|---|--|
| 1 Easter Island is part of Chile, isn't it? | 4 You've never been there, have you? |
| 2 You read that online, didn't you? | 5 We should go there, shouldn't we? |
| 3 She wasn't sure, was she? | 6 They'll probably go there, won't they? |

3 Listening "Manhattan of the Desert"

A Listen to two people talk about the city of Shibam, in Yemen. Number the questions from 1 to 5 in the order you hear them.

- Is it easy to get to? _____
- How many people live there? _____
- What's it famous for? _____
- How high are the tallest buildings? _____
- How old is the city? _____



B Listen again. Answer the questions in Part A.

4 Speaking Did you know...?

A Make a list of three interesting facts about human-made structures.

1. There used to be soccer games and bullfights in Plaza Mayor in Madrid, Spain.
2. More people ride the Tokyo Metro in Japan each year than any other subway system in the world.
3. The TV screen in the AT&T Stadium in Dallas, Texas, is almost 50 meters long!

B **GROUP WORK** Share your interesting facts. Your group expresses disbelief and asks questions for more information. If you don't know the answers to their questions, say you don't know.

A: Did you know that there used to be soccer games and bullfights in Plaza Mayor in Madrid, Spain?

B: Bullfights? Seriously? Why is it famous?

A: I don't have a clue.

C How many questions could you answer correctly about the structures on your list? Which classmate could answer the most questions?

I can express disbelief.

I can say that I don't know something.



World geography

1 Vocabulary Geographical features

A Match the descriptions and the pictures. Then listen and check your answers.

- a The largest **desert** in Asia is the Gobi Desert.
- b There are about 17,000 **islands** in Indonesia.
- c Siberia's Lake Baikal is the world's deepest **lake**.
- d The Indian **Ocean** covers 20% of the earth's surface.
- e **Rain forests** cover almost 75% of Brunei.
- f China's Yangtze River is the longest river in Asia.
- g Langtang Valley is one of the prettiest **valleys** in Nepal.
- h The highest **waterfall** in India is Jog Falls.



1



2



3



4



5



6



7



8

B **PAIR WORK** What's another example of each geographical feature? Tell your partner.

2 Conversation Welcome to Bali.

A Listen to the conversation. When does Bali get a lot of rain?

Guide Welcome to Bali, one of the most beautiful islands in the world.

Sam It's definitely the most beautiful island I've ever visited. Is Bali the biggest island in Indonesia?


Guide No. Actually, it's one of the smallest, but it has a lot of people. The island of Java has the most people.

Sam Is that right? The weather seems pretty nice right now. Is this the best time of year to visit?

Guide Oh, yes. It's the dry season. We get the most sunshine this time of year. The wettest time is from November to April.

Sam Well, that's good. Um, what's that?

Guide Oh. It looks like rain.



B Listen to the rest of the conversation. Why is Sam visiting Bali?

3 Grammar Superlatives with adjectives and nouns

Use the *-est ending* or the *most* to express the superlative with adjectives.

The **wettest** time is from November to April.

Bali is **the most beautiful** island I've ever visited.

The dry season is **the best** time to visit.

Use the *most* to express the superlative with nouns.

Java has **the most people** of all the islands in Indonesia.

Bali gets **the most sunshine** in the dry season.

A Complete the conversations with the superlative forms of the adjectives.

Then practice with a partner.

A I'm thinking of visiting Chile next year.

B Great! You should try to visit my hometown, Viña del Mar.

One of _____ (popular) beaches in the country is there. It's north of Santiago.

A OK. Should I try to go to the Atacama Desert?

B Definitely. I think it's _____ (beautiful) part of the country.


It's one of _____ (dry) places in the world, too.

A Cool. And how about Patagonia?

B Well, that's in the south. Remember, Chile is _____ (long) country in the world. It takes time to see it all.

A When's _____ (good) time to visit?

B Anytime is fine. But I think _____ (nice) time is between November and May.



The Atacama Desert, Chile

B PAIR WORK Make true sentences about your country with the phrases below.

the most cars the most fun the most rain the most tourists

4 Speaking Tell me about it.

A GROUP WORK Discuss your experiences in different geographical locations.

- What's the most beautiful island you've ever seen?
- What's the coldest lake, river, or ocean you've ever swum in?
- What's the highest mountain you've ever climbed?
- What's the prettiest geographical location you've ever taken a picture of?
- What's the most amazing place you've ever walked through?

B Share your information. Who has had the most interesting experience?

5 Keep talking!

Go to page 133 for more practice.

D Natural wonders


1 Reading

A What do you think is the most amazing natural wonder in the world? Why?


B Read the article. What are the seven wonders, and where are they?

SEVEN WONDERS OF THE NATURAL WORLD


Here is a list of some of the most fascinating places in the world.



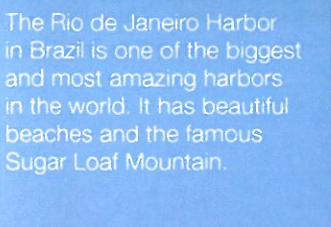
Over five million people visit the Grand Canyon in the U.S. state of Arizona every year. The breathtaking landscape is 445 kilometers long, 24 kilometers wide, and more than a kilometer deep!




Located in the Himalayas on the border of Nepal and Tibet, Mount Everest is the highest mountain in the world – and one of the most dangerous to climb. But that doesn't stop people from trying to get to the top of it every year!




Paricutin Volcano in Mexico is more than 300 meters high, but it used to be a flat cornfield. In 1943, people saw the earth steam and crack. It grew into a new volcano in just two years!




The Rio de Janeiro Harbor in Brazil is one of the biggest and most amazing harbors in the world. It has beautiful beaches and the famous Sugar Loaf Mountain.




Have you ever heard the crashing sound of millions of liters of water? The Zambezi River between Zambia and Zimbabwe falls 120 meters, making Victoria Falls one of the largest and loudest waterfalls on the planet.



The Northern Lights are exactly what their name suggests: bright, flashing lights of amazing shapes and colors in the northern sky. The North Pole has the best view of them.



The Great Barrier Reef is not just one colorful coral reef. It's actually almost 3,000 of them! Many plants and gorgeous tropical fish live among these reefs off the coast of Australia.



C Read the article again. Complete the sentences with the correct natural wonders.

- | | |
|-----------------------------------|------------------------------------|
| 1 _____ has beautiful beaches. | 4 _____ formed in two years. |
| 2 _____ is a very loud waterfall. | 5 _____ change in shape and color. |
| 3 _____ is over a kilometer deep. | 6 _____ is off a country's coast. |

D **PAIR WORK** Rank the natural wonders from 1 (most amazing) to 7 (least amazing). Then compare answers.


2 Listening The Great Barrier Reef

A  Listen to a guide talk to two tourists at the Great Barrier Reef. Which statements surprise the tourists? Check (✓) the correct answers.

- The Great Barrier Reef is made up of many smaller reefs.
- You can see the reef from space.
- You can see turtles near the reef.
- Global warming can make the coral appear white.

B  Listen again. Answer the questions.

- 1 How many kinds of coral are there? _____
- 2 How does the coral look on TV? _____
- 3 What's the weather like today? _____
- 4 What does the guide say to do? _____



3 Writing A natural wonder


A Think of a natural wonder in your country.

- Where is it? _____
- What does it look like? _____
- What can you do there? _____
- When's a good time to go there? _____

B Write a paragraph about the natural wonder. Use the model and your answers in Part A to help you.

A Wonderful Mountain

Mount Toubkal is the highest mountain in Morocco, and one of the prettiest. The most popular time to visit is the summer. Many people climb the mountain, and you can hike it in two days. To me, the most interesting time to visit is the winter because you can ski. This is surprising to many people. . . .



C **GROUP WORK** Share your paragraphs. Can anyone add more information?

4 Speaking Seven wonders of my country

A **PAIR WORK** Make a list of the top seven natural or human-made wonders in your country. Why are they wonderful? Take notes.

B **CLASS ACTIVITY** Share your lists and reasons. Then vote on the top seven wonders to create one list.

Wrap-up

1 Quick pair review

Lesson A **Brainstorm!**

Make a list of human-made wonders. How many do you know? You have one minute.

Lesson B **Do you remember?**

Is the sentence expressing disbelief, or is it saying you don't know? Write D (disbelief) or DK (don't know). You have one minute.

- | | |
|-------------------------|------------------------------|
| 1 I have no idea. _____ | 4 I don't believe it! _____ |
| 2 Seriously? _____ | 5 I don't have a clue. _____ |
| 3 No way! _____ | 6 I really don't know. _____ |

Lesson C **Test your partner!**

Say three comparative adjectives. Can your partner use the superlative forms in a sentence? Take turns. You have three minutes.

A: More famous.

B: The most famous. The most famous person I've ever met is George Clooney.

Lesson D **Guess!**


Describe a natural wonder in your country, but don't say its name. Can your partner guess what it is? You have two minutes.

2 In the real world

What are the seven wonders of the modern world? Go online or to a library, and find information in English about the seven wonders of the modern world. Choose one and write about it.

A Wonder of the Modern World

The Itaipu Dam is one of the seven wonders of the modern world. It's on the Paraná River between Brazil and Paraguay. Many people in South America depend on the dam for power and electricity. About 40,000 workers helped construct the dam, and it's one of the most expensive objects ever built. It's also huge. In fact, it's so big that...



6

Organizing your time

Lesson A

- Commitments
- Present tenses used for future

Lesson B


- Offering to take a message
- Leaving a message

Lesson C

- Favors
- Requests; promises and offers with *will*

Lesson D

- Reading "Time and Culture"
- Writing: Tips for success



Warm Up

- A** Look at the pictures. What's happening? Do you think the people in the photos organize their time well?
- B** Do you think you organize your time well? Why or why not?

A A busy week

1 Vocabulary Commitments

A Match the words in columns A and B. Then listen and check your answers.

A	B
1 a birthday	appointment
2 a blind	call
3 a business	date
4 a conference	interview
5 a doctor's	lesson
6 a job	meeting
7 soccer	party
8 a violin	practice





B **PAIR WORK** When was the last time you had each commitment? Tell your partner.

2 Language in context Weekend plans

A Read George's plans for the weekend. Number the pictures from 1 to 8.

● ● ●
⌂ 🔍 ↺

My parents are arriving from out of town this weekend. I'm picking them up at the airport on Friday night. Their flight doesn't get in until midnight. They're staying at my place for a couple of weeks. On Saturday, I'm preparing breakfast for them. Then I have a doctor's appointment. In the afternoon, I'm taking them for a drive around town. In the evening, I'm starting a new part-time job. There's a new movie I want to see on Sunday. I'm going with a friend of mine from school. It starts at 9:00 p.m., so we're having dinner first.



B Which things in Part A do you think George will enjoy? Do you have any of the same plans?

3 Grammar Present tenses used for future

Use the present continuous to describe plans or intentions.

My parents **are arriving** from out of town this weekend.

They're **staying** at my place for the weekend.

Use the simple present to describe events that are on a schedule or a timetable.

I **have** an appointment in the morning.

The movie **starts** at 9:00 p.m.

A Complete the conversation with the present continuous or the simple present forms of the verbs. Then practice with a partner.

A What _____ you _____ (do) tonight?

B Oh, I _____ (take) my sister to the airport. She _____ (go) to Manila.
Her flight _____ (leave) at 9:00.

A _____ you _____ (do) anything tomorrow?

B I _____ (have) soccer practice at 2:00.

B **PAIR WORK** What are your plans after class? Tell your partner.

4 Listening A weekend away

A  Listen to Peter talk with his neighbor Nancy. Check (✓) the true sentences.

- 1 Nancy has a date this weekend. _____
- 2 Peter's train leaves Friday night at 8:30. _____
- 3 Peter's grandfather is turning 70. _____
- 4 Peter and Kevin are going to museums on Sunday. _____
- 5 Peter and Kevin arrive home on Sunday evening. _____
- 6 Peter has a job interview on Monday. _____

B  Listen again. Correct the false sentences.

5 Speaking What are you doing this weekend?

A **CLASS ACTIVITY** Find classmates who are going to do each thing. Write their names and ask questions for more information.

Find someone who . . . this weekend.	Name	Extra information
is going out		
is planning to stay home		
has a lesson or an appointment		
plans to meet friends		
is spending time with relatives		

B Who has the most interesting plans? What are they?


6 Keep talking!

Go to page 135 for more practice.

3 Can I take a message?

1 Interactions Phone messages

A How many phone calls do you make in a week? Do you leave many messages?

B  Listen to the conversation. What message does Rex leave for Jake?
Then practice the conversation.



Ben Hello?

Rex Hi. Can I please speak to Jake?


Ben Um, sorry. Jake's not here right now. I think he might be at the gym. Can I take a message?

Rex Uh, sure. This is Rex Hanson. I'm calling about our class trip. Please tell him that we're leaving tomorrow at 8:00, not 9:00.

Ben OK, got it. I'll give him the message.

Rex Great. Thanks a lot. Bye.

Ben Good-bye.

C  Read the expressions below. Complete each box with a similar expression from the conversation. Then listen and check your answers.

Offering to take a message

Do you want to leave a message?

Would you like to leave a message?

Leaving a message

Can you tell ... that ... ?

Could you let ... know that ... ?

D **PAIR WORK** Have conversations like the one in Part B. Use these ideas.

You're calling your friend Carrie at home, but she's at soccer practice.

She needs to bring her laptop to class.

You're calling your friend Gary at work, but he's in a meeting.

The birthday party starts at 7:00, not 8:00.

2 Listening Taking messages

A Listen to four people leave phone messages. Number the messages from 1 to 4.

MANHATTAN DESIGNS
 TO: MR. PHILIPS
 FROM: JULIE KIM
 TIME: 2:45
 MESSAGE: SHE NEEDS THE _____
 FOR HER OFFICE BY _____.

Silvia—
 _____ Miller's office called. You
 should come in for your _____ at
 4:30, not 3:00.
 - Beth

Paul,
 Your _____ Kurt called. Your
 parents' anniversary party is at his place,
 not your _____.

MESSAGE
 To: Roberto
 From: Hank
 Message:
 _____ is canceled
 _____.

B Listen again. Complete the messages.

C Listen to the people return the calls. What happens to whom? Write M (Mr. Philips), P (Paul), R (Roberto), or S (Silvia).

- 1 _____ gets a busy signal.
- 2 _____ gets disconnected.
- 3 _____ leaves a voicemail.
- 4 _____ calls the wrong number.

3 Speaking Role play

A Complete the chart with your own ideas.

	Who's the message for?	What's the message about?	What's the message?
1	Rosario	soccer practice	She needs to come 15 minutes early.
2		the meeting	It's on Thursday, not Tuesday. It's still at 4:00.
3	Jennifer		It starts at 10:00p.m. Bring dancing shoes.
4		the job interview	
5			

B **PAIR WORK** Role-play the phone conversations. Then change roles.

Student A: Call the people in the chart. They can't talk, so leave messages for them.

Student B: Answer the phone. Explain why the people can't talk, and offer to take messages for them.

I can offer to take a message.

I can leave a message.

Can you do me a favor?

1 Vocabulary Favors

A Match the phrases and the pictures. Then listen and check your answers.

- | | | | |
|---------------------|------------------|--------------------------|-------------------|
| a check my homework | c get my mail | e help me with my résumé | g pick me up |
| b feed my cat | d give me a ride | f lend me some money | h water my plants |



B **PAIR WORK** Who might you ask to do each thing in Part A? Discuss your ideas.

- | | | | | | |
|---------|-------------|----------|------------|----------|-----------|
| a child | a classmate | a friend | a neighbor | a parent | a teacher |
|---------|-------------|----------|------------|----------|-----------|

2 Conversation Is that all?

A Listen to the conversation. What things does Kate ask Ruth to do for her?

- Ruth** Oh, hi, Kate. What's up?
- Kate** Hi, Ruth. Listen, I'm going away this weekend. Can you do me a favor?
- Ruth** Sure. What do you need?
- Kate** Can you feed my cat, please?
- Ruth** No problem. I'll feed her. Is that all?
- Kate** Well, could you please get my mail, too?
- Ruth** Sure. I could do that for you. I'll put it on your kitchen table. Anything else?
- Kate** If you don't mind, there's one more thing.
- Ruth** What's that?
- Kate** I'm getting back at 11:00 on Sunday night. Would you mind picking me up at the airport?



B Listen to the rest of the conversation. Why can't Ruth pick Kate up?

3 Grammar Requests; promises and offers with *will*


Requests	Promises and offers
Can you feed my cat, please?	No problem. I'll feed her.
Could you please get my mail?	Sure. I'll put it on your kitchen table.
Would you pick me up at the airport?	All right. I won't be late. I promise.
Would you mind picking me up at the airport?	No, I don't mind. I'll be there.

A Match the requests and the responses. Then practice with a partner.

- | | |
|---|---|
| 1 Can you lend me your car tonight? _____ | a. Sure. I'll look at it after I help Michael. |
| 2 Ms. Smith, would you check my homework, please? _____ | b. No problem. I'll do it on Saturday. |
| 3 Can you give me a ride to class? _____ | c. Not at all. What time? |
| 4 Would you mind feeding my fish? _____ | d. I guess so. I'll give you the keys after I pick up Rachel from school. |
| 5 Could you water my plants this weekend? _____ | e. Yeah, sure. I'll be at your house at 10:00. |
| 6 Would you mind picking me up at the mall? _____ | f. No, I don't mind. I'll feed them after work. |

B **PAIR WORK** Ask and answer the questions in Part A. Answer with your own offer or promise.

4 Pronunciation Reduction of *could you* and *would you*

A  Listen and repeat. Notice how *could you* and *would you* are sometimes pronounced /kʊdʒə/ and /wʊdʒə/.

Could you please get my mail?

Would you pick me up at the airport?

B **PAIR WORK** Practice requests with *could you*, *would you*, and the phrases from Exercise 1. Reduce *could you* and *would you*.

5 Speaking Unfavorable favors

A Think of three favors to ask your classmates. Use the ideas below or your own ideas. Be creative!

feed my pet snake	lend me some money
check my homework	lend me your cell phone
help me clean my room	make my lunch

B **CLASS ACTIVITY** Find three different classmates to do the favors for you. If you decline a request, make an excuse. If you accept a request, make an offer or a promise.



6 Keep talking!

Go to page 136 for more practice.

D Perspectives on time

1 Reading

A Do you have a busy schedule? Or do you find time to relax?

B Read the article. Do you identify more with the Germans or Italians?

PERSPECTIVE ON TIME

Time and Culture

Imagine you're going to a party this weekend at your friend's apartment. "Could you come at 7 p.m. and bring dessert?" she asked. What time do you think you'll actually arrive? Ten minutes early? Half an hour late? Right on time?

The answer probably depends on your cultural view of time. Different cultures and countries have very different ways of thinking about time. Even countries that are quite close to each other like Germany and Italy see time very differently.

Deadlines and Meeting Times

There is a saying in countries like Germany and the U.S., "Time is money." People think of wasting time as the same as wasting or losing money. If you miss a deadline or are late to a meeting, people might get mad. In other countries like Italy and Greece, people are less strict about deadlines and appointments. Meetings and conversations start and end when it feels right, not when the clock strikes 2 p.m.

Getting Things Done vs. Building Relationships

In many Western countries, people want to get as much done in as little time as possible. They get impatient if decisions are not made fast enough. In other countries, taking time to build relationships is more important than getting things done fast. That's why meetings often start with lots of small talk before getting down to business.

Pace of Life

In some countries, it almost seems that people are in a race to get through life as quickly and efficiently as possible. In other countries, life is more about enjoying time—sharing meals, taking walks and spending time with friends and family.

As you travel or make friends with people from other cultures, it can help to improve communication if you understand their perspectives on time.



C Read the article again. Write three differences between the way people view time in Germany and Italy.

In Germany...	In Italy...
People want to get a lot done.	People want to enjoy life.

D **PAIR WORK** How do you view time in your culture? What about in your family? Does everyone in one country or culture share the same view of time?

2 Writing Tips for success

A GROUP WORK Choose one of the topics below or your own idea. What tips for success can you think of? Discuss your ideas and make a list of your tips.

how to find more time for family	how to remember important things
how to make and keep friends	how to study better

B GROUP WORK Create a poster with the most useful tips. Write a short paragraph for each tip.

C CLASS ACTIVITY Present your tips for success. Ask and answer questions for more information.

HOW TO DEVELOP BETTER STUDY HABITS

1 Take regular breaks.

It's important to take breaks. Get up and stretch, go for a walk, or call a friend for a chat. You'll feel ready for more!

2 Listen to music.

Listen to relaxing music. This helps you...

3 Speaking Time management interview

A PAIR WORK Interview your partner. Check (✓) his or her answers.

Are you overdoing things?

Do you...?	Often	Sometimes	Never
get nervous when you have to wait	<input type="checkbox"/>	<input type="checkbox"/>	<input type="checkbox"/>
feel like you do things too quickly	<input type="checkbox"/>	<input type="checkbox"/>	<input type="checkbox"/>
often do two or more things at once	<input type="checkbox"/>	<input type="checkbox"/>	<input type="checkbox"/>
feel bad when you're not working or studying	<input type="checkbox"/>	<input type="checkbox"/>	<input type="checkbox"/>
feel like things don't move fast enough for you	<input type="checkbox"/>	<input type="checkbox"/>	<input type="checkbox"/>
forget important events, like birthdays	<input type="checkbox"/>	<input type="checkbox"/>	<input type="checkbox"/>
get angry in situations you can't control	<input type="checkbox"/>	<input type="checkbox"/>	<input type="checkbox"/>
get bored easily when you're not working or studying	<input type="checkbox"/>	<input type="checkbox"/>	<input type="checkbox"/>
get angry when you make small mistakes	<input type="checkbox"/>	<input type="checkbox"/>	<input type="checkbox"/>
make big decisions before you get all the facts	<input type="checkbox"/>	<input type="checkbox"/>	<input type="checkbox"/>

B PAIR WORK Score your partner's answers. Add 2 for *often*, 1 for *sometimes*, and 0 for *never*. Tell your partner the results.

13-20 You're overdoing it.

You probably already know you're too busy. Take a deep breath and slow down.

7-12 You're overdoing it a little.

You're doing well, but try not to do too much. Make sure you make time for yourself.

0-6 You're not overdoing it.

Congratulations! You are managing your time well. Keep it up!

C PAIR WORK Are you overdoing it? If so, what time-management tips can help? Discuss your ideas.

Wrap-up

1 Quick pair review

Lesson A Find out!

What are two commitments both you and your partner have next month?

You have two minutes.

A: I'm going to a conference for work next month. Are you?

B: No, I'm not, but I have a dentist's appointment next month. Do you?

A: ...

Lesson B Brainstorm!

Make a list of three ways to offer to take a message and three ways to leave one.

You have two minutes.

Lesson C Do you remember?

Match the requests and the responses. You have two minutes.

- | | |
|--|--|
| 1 Could you water my plants for me? _____ | a. OK. I'll call your cell phone. |
| 2 Would you mind giving me a ride to work? _____ | b. Sure. I'll water them. |
| 3 Can you feed my dog, please? _____ | c. Yes. I'll bring my books so we can study. |
| 4 Could you please call me back at 4:00? _____ | d. Yeah, I'll do that. What does he eat? |
| 5 Can you meet me in the library tomorrow? _____ | e. No problem. I'll pick you up at 8:00. |

Lesson D Give your opinion!

What three tips can you give someone who is always late for class? Decide together.

You have two minutes.

2 In the real world

What are some tips for success? Go online and find tips in English about one of these topics or your own idea. Then write about them.

- | | |
|-----------------------------------|-------------------------------------|
| how to get rich | how to make a good first impression |
| how to improve your pronunciation | how to write a good résumé |

How to Save Money

It's important to save money every month. One way to save money is to turn off the lights when you aren't using them, because electricity is expensive. Another way to save money is to cook at home more often. Food can be very expensive, especially if you eat out a lot. You should look for discounts online. Also, ...



7

Personalities

Lesson A

- Personality traits
- Adverbs modifying adjectives and verbs

Lesson B

- Giving an opinion
- Asking for agreement

Lesson C

- More personality traits
- Present perfect with *for* and *since*

Lesson D

- Reading “The Signs of the Zodiac”
- Writing: My personality



Warm Up

A Describe the people in the picture. Where are they? What are they doing?

B What do you think each person is like? Why?

A You're extremely curious.

1 Vocabulary Personality traits


A  Match the adjectives and the sentences. Then listen and check your answers.

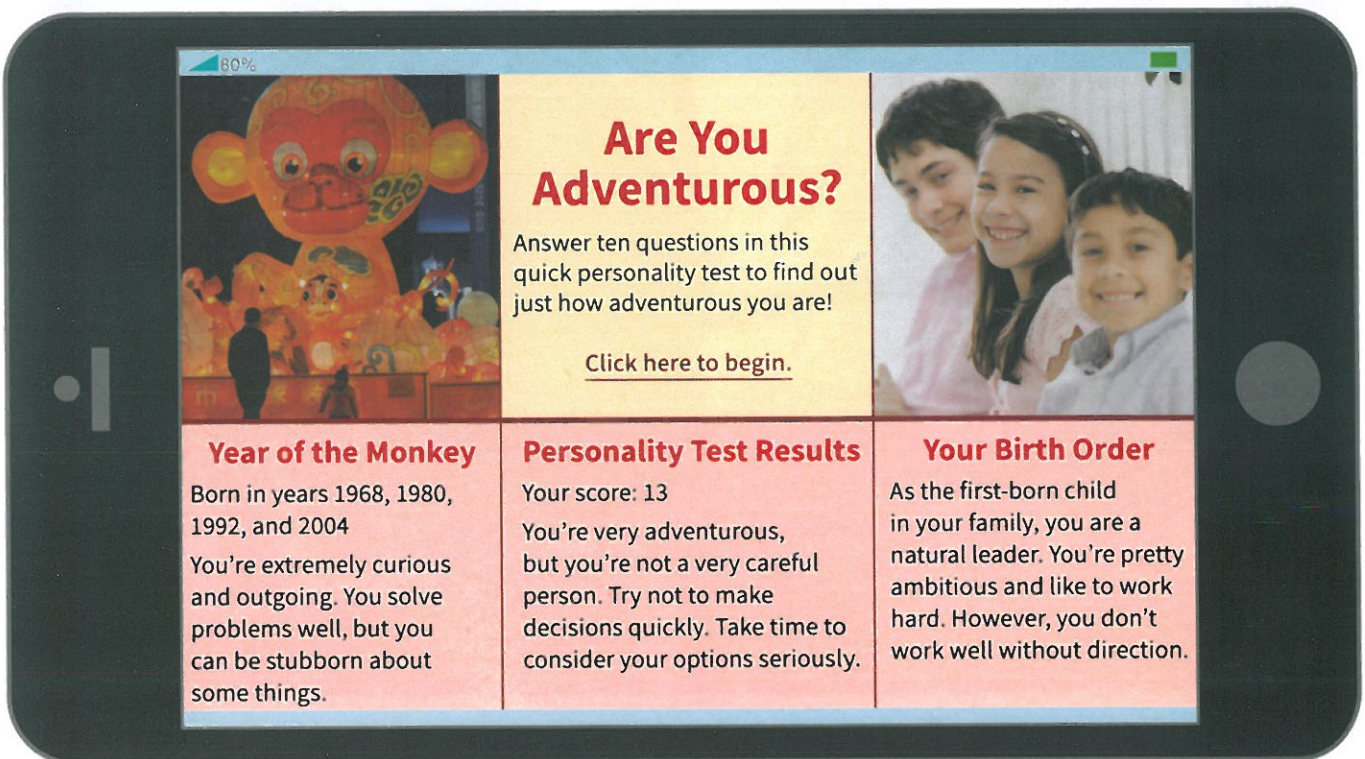
- | | |
|---------------------|--|
| 1 adventurous _____ | a. I'm interested in learning about people and things around me. |
| 2 ambitious _____ | b. I'm friendly, and I like people. |
| 3 careful _____ | c. I set high goals for myself. |
| 4 curious _____ | d. I look on the bright side of things. |
| 5 easygoing _____ | e. I do things slowly and with attention to detail. |
| 6 optimistic _____ | f. I don't like to change my mind. |
| 7 outgoing _____ | g. I am relaxed, and I don't worry about little things. |
| 8 stubborn _____ | h. I love trying new, exciting activities. |

B **PAIR WORK** Describe people you know with each personality trait. Tell your partner.

"My baby brother is very curious about the world. He wants to touch everything."

2 Language in context Are you a believer?

A  Read the personality descriptions. Underline the positive personality traits, and circle the negative ones.



Are You Adventurous?
Answer ten questions in this quick personality test to find out just how adventurous you are!
[Click here to begin.](#)

Year of the Monkey Born in years 1968, 1980, 1992, and 2004 You're extremely curious and outgoing. You solve problems well, but you can be stubborn about some things.	Personality Test Results Your score: 13 You're very adventurous, but you're not a very careful person. Try not to make decisions quickly. Take time to consider your options seriously.	Your Birth Order As the first-born child in your family, you are a natural leader. You're pretty ambitious and like to work hard. However, you don't work well without direction.
---	--	---

B What about you? Do you believe the things in Part A can tell you about your personality? Why or why not?

3 Grammar Adverbs modifying adjectives and verbs

Adverbs that modify adjectives come before the adjectives.

You're **pretty** ambitious.
 You're **extremely** curious and outgoing.

Turn to page 152 for a list of adjective and adverb formations.

Adverbs that modify verbs go after the verb or the verb and its object.

You don't work **well** without direction.
 Try not to make decisions **quickly**.

A Add the adverbs to the sentences. Then compare with a partner.

- 1 I move ^{slowly} in the morning. (slowly)
- 2 I'm serious about my studies. (really)
- 3 I choose my words. (carefully)
- 4 I arrive at important meetings. (early)
- 5 My friends are important to me. (extremely)
- 6 I work in large groups. (well)
- 7 I'm optimistic about the future. (very)
- 8 It's easy for me to share my feelings. (fairly)



B PAIR WORK Which sentences in Part A are true for you? Tell your partner.

4 Speaking My true self

A PAIR WORK Interview your partner and ask questions for more information. Take notes.

	Name: _____	Yes	No	Extra information
1	Are you very adventurous?	<input type="checkbox"/>	<input type="checkbox"/>	
2	Do you make new friends easily?	<input type="checkbox"/>	<input type="checkbox"/>	
3	Do you make decisions quickly?	<input type="checkbox"/>	<input type="checkbox"/>	
4	Are you really stubborn about anything?	<input type="checkbox"/>	<input type="checkbox"/>	
5	Do you work and study hard?	<input type="checkbox"/>	<input type="checkbox"/>	
6	Do you get to class early?	<input type="checkbox"/>	<input type="checkbox"/>	
7	Are you completely honest all the time?	<input type="checkbox"/>	<input type="checkbox"/>	

- A:** Are you very adventurous?
B: Yes. I think so.
A: What's the most adventurous thing you've ever done?

B PAIR WORK Share the most interesting information with another partner.


5 Keep talking!

Go to page 137 for more practice.

3 In my opinion, ...

1 Interactions Opinions

A Do you always tell people exactly what you think? Do you sometimes keep your opinions to yourself?

B  Listen to the conversation. Whose opinion do you agree with more? Then practice the conversation.

Fei Have you seen Adam's new painting?

Ralph Yes. I saw it last weekend.

Fei It's not very good.

Ralph No, it's not. He asked me what I thought of it. I said I didn't think it was his best painting.

Fei You're kidding! How did he react?

Ralph He didn't seem very happy to hear that. But he did ask.


Fei In my opinion, it's better to say something positive, even if you don't really mean it. Don't you agree?

Ralph I don't know. Why do you say that?

Fei Well, it's not always easy to hear the truth.

Ralph I'm not so sure. I find that honesty is always the best policy.



C  Read the expressions below. Complete each box with a similar expression from the conversation. Then listen and check your answers.

Giving an opinion

If you ask me, ...

Maybe it's just me, but I think ...

Asking for agreement


Don't you think so?

Don't you think that's true?

D **PAIR WORK** Check (✓) the opinions you agree with. Then ask your partner for agreement.


- Women are more stubborn than men.
 Men are more stubborn than women.
- It's never OK to lie.
 It's sometimes OK to lie.
- A small group of friends is better than a large group of friends.
 A large group of friends is better than a small group of friends.

2 Pronunciation Reduction of *don't you*

A  Listen and repeat. Notice how *don't you* is pronounced /downtʃə/.
Don't you agree? Don't you think so? Don't you think that's true?

B **PAIR WORK** Say the opinions in Exercise 1D again. Ask your partner for agreement.
Reduce *don't you* to /downtʃə/.

3 Listening A book of proverbs

A  Listen to Tina and Cal talk about proverbs. Number the proverbs from 1 to 4 in the order you hear them.

Proverbs	Does Tina agree?	Does Cal agree?
<input type="checkbox"/> Practice makes perfect.	yes / no	yes / no
<input type="checkbox"/> Better late than never.	yes / no	yes / no
<input type="checkbox"/> Beauty is only skin deep.	yes / no	yes / no
<input type="checkbox"/> Two heads are better than one.	yes / no	yes / no



B  Listen again. Do Tina and Cal agree with the proverbs in Part A? Circle yes or no.

C **PAIR WORK** Do you agree with each proverb? Why or why not? Do you know any similar proverbs in your own language? Tell your partner.

4 Speaking Don't you think so?

A What's your opinion? Circle the words.

- 1 People are **more** / **less** ambitious these days.
- 2 Young people are **more** / **less** optimistic than older people.
- 3 **First-born** / **Last-born** children are usually very easygoing.
- 4 It's **possible** / **impossible** to change your personality.

B **GROUP WORK** Discuss your opinions from Part A.

A: If you ask me, people are *less ambitious these days*. Don't you think so?

B: I'm not so sure. Why do you say that?


C: Well, maybe it's just me, but I feel *no one wants to work hard these days*.


D: I'm not sure I really agree. In my opinion, ...

C **GROUP WORK** Think of three other topics. Share your opinions about them.

Does anyone agree with you?

"In my opinion, people worry about their appearance *too much*. Don't you agree?"

I can give an opinion. 

I can ask for agreement. 



We've been friends for six years.

1 Vocabulary More personality traits

A Match the adjectives and the definitions. Then listen and check your answers.

1 agreeable _____	a. thinking of the needs of others
2 considerate _____	b. treating people equally or right
3 decisive _____	c. friendly and pleasing
4 fair _____	d. making decisions quickly

5 honest _____	e. waiting without getting annoyed
6 mature _____	f. doing what is expected or promised
7 patient _____	g. truthful
8 reliable _____	h. behaving in a responsible way

B Complete the chart with the opposites of the words in Part A. Then listen and check your answers.

dis-	im-	in-	un-
<i>disagreeable</i>			

C **PAIR WORK** What are the three best personality traits to have in a friend? What are the three worst? Discuss your ideas.

2 Conversation Time to say you're sorry

A Listen to the conversation. How does Lance describe Jill's reaction?

Lance I don't know what to do about my friend Jill. I haven't spoken to her since last weekend, and she won't answer my text messages.

Emily Did something happen?

Lance Yeah. I said something about her to another friend. She found out, and now I feel terrible. To be honest, it wasn't anything serious, though. I think she's being unfair and a little immature.

Emily Well, put yourself in her shoes. Imagine a friend saying something about you behind your back.

Lance You're probably right.

Emily Have you been friends for a long time?

Lance Yes. We've been friends for six years, and we used to talk all the time.

Emily Then I think you should do the considerate thing and call to say you're sorry.



B Listen to Lance and Jill's phone conversation. What word does Lance use to describe himself?

3 Grammar Present perfect with *for* and *since*

Use the present perfect to describe an action that began in the past and continues to now. Use *for* to specify the amount of time. Use *since* to specify the starting point.

How long have you been friends?

We've been friends **for six years**.

We've been friends **since middle school**.

She's been upset **for several days**.

I haven't spoken to her **since last weekend**.

for	since
ten minutes	3:00
two hours	last night
several days	Monday
a month	October
six years	2009
a long time	high school
quite a while	I was a kid

A Complete the sentences with *for* or *since*. Then compare with a partner.

- Rod has become more considerate _____ he got married.
- Mr. and Mrs. Kim haven't had an argument _____ 1981.
- Pete and Lisa have been on the phone _____ six hours.
- Tim hasn't spoken with his brother _____ a long time.
- Jay's been totally unreliable _____ he started his new job.
- Inez has been in her new job _____ three months.
- Annie has become less immature _____ high school.
- Jessica and Hector have been married _____ 25 years.



B **PAIR WORK** Ask and answer the questions.

- How long have you been in this class?
- What haven't you done since you were a kid?
- What have you wanted to do for a long time?

4 Speaking Three friends

A  Think of three friends. Complete the chart.

	Names	How long we've been friends	Their personality traits
1			
2			
3			

B **GROUP WORK** Tell your group about your friends. Use your information from Part A.

Ask and answer questions for more information.

A: I've known my friend *Jesse* since middle school.

B: What's he like?

A: He's very honest and reliable.

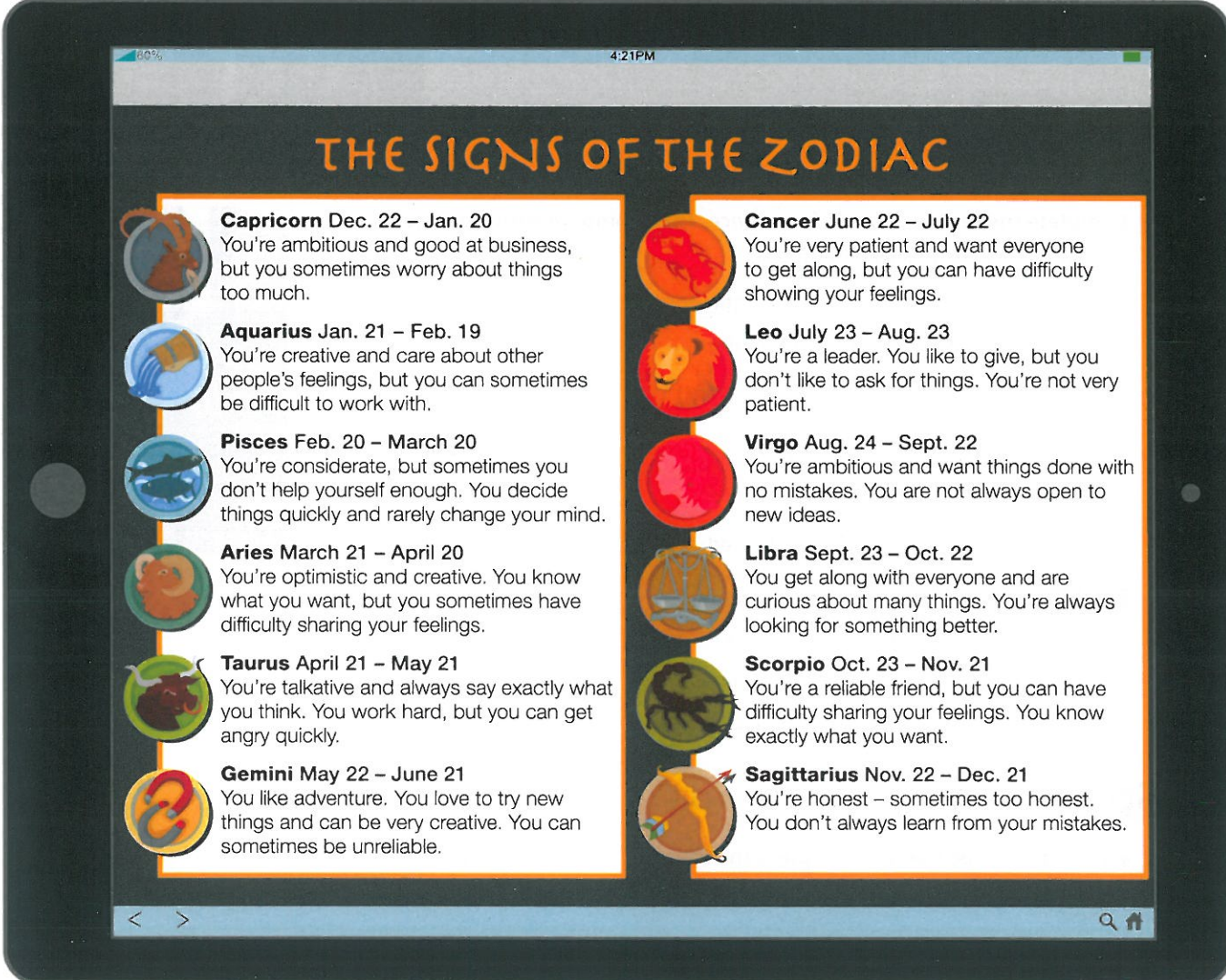
5 Keep talking!

Go to page 138 for more practice.

D What is your personality?

1 Reading

A When were you born? Read the description of your zodiac sign.
Does it describe you well?



THE SIGNS OF THE ZODIAC

Capricorn Dec. 22 – Jan. 20
You're ambitious and good at business, but you sometimes worry about things too much.

Aquarius Jan. 21 – Feb. 19
You're creative and care about other people's feelings, but you can sometimes be difficult to work with.

Pisces Feb. 20 – March 20
You're considerate, but sometimes you don't help yourself enough. You decide things quickly and rarely change your mind.

Aries March 21 – April 20
You're optimistic and creative. You know what you want, but you sometimes have difficulty sharing your feelings.

Taurus April 21 – May 21
You're talkative and always say exactly what you think. You work hard, but you can get angry quickly.

Gemini May 22 – June 21
You like adventure. You love to try new things and can be very creative. You can sometimes be unreliable.

Cancer June 22 – July 22
You're very patient and want everyone to get along, but you can have difficulty showing your feelings.

Leo July 23 – Aug. 23
You're a leader. You like to give, but you don't like to ask for things. You're not very patient.

Virgo Aug. 24 – Sept. 22
You're ambitious and want things done with no mistakes. You are not always open to new ideas.

Libra Sept. 23 – Oct. 22
You get along with everyone and are curious about many things. You're always looking for something better.

Scorpio Oct. 23 – Nov. 21
You're a reliable friend, but you can have difficulty sharing your feelings. You know exactly what you want.


Sagittarius Nov. 22 – Dec. 21
You're honest – sometimes too honest. You don't always learn from your mistakes.

B Read the chart. Complete the sentences with the correct zodiac signs.

- 1 A/An _____ hates asking for things.
- 2 A/An _____ talks a lot.
- 3 A/An _____ is good at business.
- 4 A/An _____ wants everything perfect.
- 5 A/An _____ is adventurous.
- 6 A/An _____ is decisive.
- 7 A/An _____ always tells the truth.
- 8 A/An _____ is difficult to work with.


C **GROUP WORK** Think of three people you know. What is each person's zodiac sign?
Does it describe their personalities well? Tell your group.

2 Listening Imagine you're in a forest ...

A  Listen to the personality test. Number the questions from 1 to 7 in the order you hear them.

- What's it made of? _____
- Who are you with? _____
- What do you do with it? _____
- How big is it? _____
- What kind do you see? _____
- What's on the table? _____
- Is it open or closed? _____



B  Listen again. Now take the personality test. Answer the questions with your own ideas.

C **PAIR WORK** Compare your answers. Then turn to page 153 to see what your answers mean.

3 Writing and speaking My personality

A Think about your personality. Answer the questions

- What are your positive personality traits? _____
- Are there any traits you'd like to change? _____
- Has your personality changed through the years? If so, how? _____

B Write a paragraph about your personality, but do not write your name!
Use the model and your answers in Part A to help you.

What am I like?

I'm a pretty *easygoing* and *outgoing* person.
I'm also very *optimistic* about the future. I think
people like to be around me. However, I can be
stubborn sometimes ...



C **GROUP WORK** Put your papers facedown on the table. Take one paper and read the description. Your group guesses who it is and agrees or disagrees with the description. Take turns.

- A:** I think that paragraph describes Dana.
- B:** Yes, that's right. I wrote that one.
- C:** I agree you're *easygoing*, Dana, but I don't really think you're *stubborn*.
- B:** Yes, I am!

Wrap-up

1 Quick pair review

Lesson A Test your partner!

Say an adjective. Can your partner write the adverb form correctly? Take turns.

You have two minutes.

"Careful."

- | | | |
|--------------------|---------|---------|
| 1 <u>carefully</u> | 3 _____ | 5 _____ |
| 2 _____ | 4 _____ | 6 _____ |

Lesson B Give your opinion!

Look at the two pieces of art. What do you think of them? Give two opinions about each one. You have two minutes.



A: If you ask me, I think the sculpture is weird. Don't you think so?

B: In my opinion, it's very interesting.

Lesson C Brainstorm!

Make a list of positive and negative personality traits. How many do you know?

You have two minutes.

Lesson D Find out!

Who are two people that you and your partner know with the same personality traits.

You have two minutes.

A: My friend John is really stubborn. Do you know a stubborn person?


B: Yes. My little sister!

2 In the real world

What's your zodiac sign? Find your horoscope from yesterday or last week in an English-language newspaper, magazine, or website. Was it true? Write about it.

My Horoscope

I'm a Pisces. My horoscope last week said, "You are going to have a difficult day at work." It was true. I was very busy and nervous because I had to give a presentation. Luckily, it went very well!



8

The environment

Lesson A

- Environmental impacts
- Quantifiers

Lesson B

- Giving an approximate answer
- Avoiding answering

Lesson C

- Tips to help the environment
- First conditional

Lesson D

- Reading “One-of-a-Kind Homes”
- Writing: Local concerns



Warm Up

- A** Look at the “before” and “after” pictures. What do you see? What has changed?
- B** Which was the biggest improvement? Which was the easiest to do? Which was the most difficult?

A oing green

1 Vocabulary Environmental impacts

A Label the pictures with the correct words. Then listen and check your answers.

e-waste	hybrid car	organic food	pollution	solar energy
global warming	nuclear energy	plastic bags	recycling bin	wind farm



1 _____



2 _____



3 _____




4 _____



5 _____



6 _____



7 _____



8 _____



9 _____



10 _____

B **PAIR WORK** How do the things in Part A impact the environment?

2 Language in context Green products

A Read the ads. What makes each product “green”?

GET GREEN GOODS!

 <p>Compact fluorescent lightbulbs Regular bulbs waste too much energy, so why not use compact fluorescent lightbulbs (CFLs)? They use less energy, and you save more money in the long term. \$20 for a pack of 3</p>	 <p>Cloth shopping bag Who needs paper or plastic? Bring your own cloth bag to the grocery store or mall. This bag makes an important statement and is made of 100% organic cotton. \$5</p>
 <p>Recycled toothbrush Made from 100% recyclable plastic, each toothbrush comes with a reusable travel case. Junior toothbrushes feature endangered animals. \$20 for a pack of 6, or \$18 for a pack of 6 Junior toothbrushes</p>	 <p>Steel water bottle Why should we use fewer plastic water bottles? Because too many of them end up in landfills and cause pollution. It's cool to carry your own reusable bottle. \$15</p>

B What about you? Do you own any green products? Would you buy these?

3 Grammar Quantifiers

Quantifiers with count nouns	Quantifiers with noncount nouns
We need more wind farms.	You can save more money with CFLs.
There aren't enough recycling bins.	People don't buy enough organic food.
There are too many bottles in landfills.	Regular lightbulbs use too much energy.
People should buy fewer plastic bottles.	People should try to use less plastic.

A Complete the opinions with quantifiers. Then compare with a partner.

- "I think it's good that _____ people are buying hybrid cars. They reduce global warming."
- "In my opinion there's _____ e-waste in our landfills. We need better and safer ways to recycle electronics."
- "Farmers should grow _____ organic food. I prefer food without chemicals."
- "Unfortunately, not _____ people use solar power. Is it because it's expensive?"
- "I feel people should use _____ nuclear energy. Isn't it dangerous?"
- "Some people say they don't have _____ time to recycle. That's crazy!"
- "Maybe it's just me, but I think shoppers should take _____ plastic and paper bags from the supermarket. I always bring my own bags."
- "_____ people throw plastic bottles in garbage cans. They should use recycling bins."

B **PAIR WORK** Do you agree with the opinions in Part A? Why or why not?

Tell your partner.

4 Pronunciation Stress in compound nouns

A Listen and repeat. Notice how the first noun in compound nouns often receives stronger stress.

landfill lightbulb travel case water bottle

B **PAIR WORK** Practice the compound nouns. Stress the first noun.

toothbrush garbage can recycling bin wind farm

5 Speaking Our community

A **PAIR WORK** What environmental problems does your community have?

Complete the sentences.

- There's too much _____.
- There isn't enough _____.
- We should have fewer _____.
- There are too many _____.
- There aren't enough _____.
- We should use less _____.

B **GROUP WORK** Share your ideas with another pair. Did you identify the same problems? Which are the most important?

6 Keep talking!


Go to page 139 for more practice.

B I'd rather not say.

1 Interactions Answering and avoiding answering

A Imagine these people are asking you questions. Are there any questions they might ask that you think are too personal and that you would not answer?

a doctor a friend a neighbor a parent a stranger a teacher

B  Listen to the conversation. What question doesn't Jim answer?

Then practice the conversation.

Carl So, Jim, how's the new car?

Jim Hey, Carl. It's great. I'm really happy with it.

Carl It's a hybrid, isn't it?

Jim Yeah. It causes less pollution. I'm trying to do my part to help the environment, you know?

Carl That's great. How long have you had it?

Jim I've only had it for a week.

Carl Really? How many kilometers have you driven?

Jim I'd say about 150.


Carl So, how does it run?

Jim Oh, it runs very well. I'll give you a ride later if you want.

Carl OK, thanks. How much did it cost exactly?

Jim Actually, I'd rather not say. But I know I made a good purchase.



C  Read the expressions below. Complete each box with a similar expression from the conversation. Then listen and check your answers.

Giving an approximate answer

I'd say maybe ...

Probably ...

Avoiding answering

I'd prefer not to say.


I'd rather not answer that.

D Match the questions and the responses. Then practice with a partner.

- 1 How often do you drive? _____
- 2 How much do you drive every day? _____
- 3 How many people have you given rides to? _____
- 4 How much did you sell your old car for? _____

- a. I'd say about ten.
- b. Probably five or six times a week.
- c. I'd rather not answer that.
- d. I'd say about 30 minutes.

2 Listening Consumer research

A  Listen to a man answer survey questions in a grocery store. Number the questions from 1 to 9 in the order you hear them.

- Have your buying habits changed in the last year? _____
- ① How often do you walk to the grocery store? *All the time.* _____
- Do you usually ask for paper or plastic bags? _____
- How much do you spend on groceries every month? _____
- How many people are there in your household? _____
- What is the highest level of education you've completed? _____
- What do you do for a living? _____
- Do you ever shop for groceries online? _____
- How often do you buy environmentally friendly products? _____

B  Listen again. Write the man's answers.

C **PAIR WORK** Ask and answer the questions in Part A. Answer with your own information, or avoid answering.

3 Speaking Do you waste water?

A Read the survey. Are there any questions you would avoid answering, or is there any information you wouldn't share?

WATER USE SURVEY

Name: _____ Phone number: _____

Address: _____ Email: _____

Age: _____ Education: _____

How many showers do you take in a week? _____

How long do you spend in the shower? _____

Do you ever leave the water running when you brush your teeth? _____

Do you wash dishes by hand or do you use a dishwasher? _____


When you wash dishes, do you leave the water running? _____

When you wash clothes, is the washing machine always completely full? _____

Do you flush the toilet after every use? _____

B **PAIR WORK** Interview your partner. Complete the survey with his or her answers. Mark an X if he or she avoids answering.

C **PAIR WORK** Compare your answers. Who uses more water? How could you use less water?

I can give an approximate answer. 

I can avoid answering. 



What will happen?

1 Vocabulary Tips to help the environment

A Match the tips and the pictures. Then listen and check your answers.

- | | | |
|-----------------------|-------------------------------|-------------------------------|
| a Buy local food. | d Pay bills online. | g Use cloth shopping bags. |
| b Fix leaky faucets. | e Take public transportation. | h Use rechargeable batteries. |
| c Grow your own food. | f Use a clothesline. | |



B **PAIR WORK** Which things in Part A do you do now? Which don't you do? Tell your partner.

2 Conversation This is awful!

A Listen to the conversation. When does Kendra want to start taking public transportation?

Ina This is awful! It's taking forever to get to work.

Kendra I know. There are just too many cars these days! The traffic seems to get worse and worse.


Ina Maybe we should start taking public transportation. If we take the subway, we won't have to sit in traffic.

Kendra And we might save money if we take the subway.

Ina I think you're right. Also, if we take public transportation, we won't get stressed out before work. So, when do we start?

Kendra How about tomorrow?

B Listen to their conversation the next day. What are they unhappy about?



3 Grammar First conditional

First conditional sentences describe real possibilities. Use the present tense in the if clause (the condition). Use will in the main clause.

If we **take** public transportation, we'll **save** money.

If we **take** public transportation, we **won't get** stressed out.

Air pollution **will get** worse if we **don't reduce** the number of cars.

Use modals such as may, might, or could in the main clause when you're less certain about the results.

If air pollution **gets** worse, more people **may get** sick.

If you **don't fix** your leaky faucet, you **might get** a high water bill.

You **could spend** money on other things if you **grow** your own food.

A Write first conditional sentences with the two clauses. Then compare with a partner.

you'll use 60 percent less energy / you replace your regular lightbulbs with CFLs

You'll use 60 percent less energy if you replace your regular lightbulbs with CFLs.

2 you pay your bills online / you'll use less paper

3 we fix our leaky faucets / we'll save water

4 there won't be much air pollution / everyone uses hybrid cars

5 you use a clothesline / other people may start to do the same

6 we use rechargeable batteries / we could save a lot of money

B PAIR WORK What else will or may happen for each condition in Part A?

Discuss your ideas.

A: What else will happen if you replace your regular lightbulbs with CFLs?

B: If I replace my regular lightbulbs with CFLs, I'll have cheaper electric bills.

4 Speaking Around the circle

A Write a sentence about what will happen if you change a habit to become greener.

If I grow my own food, I will eat better.

B GROUP WORK Sit in a circle. Go around the circle and share your ideas.

Repeat your classmates' main clauses as conditions, and add new ideas.

A: If I grow my own food, I will eat better.

B: If you eat better, you will feel healthier.

C: If you feel healthier, you won't need to go to the doctor very often.

5 Keep talking!

Go to page 140 for more practice.

D Finding solutions

1 Reading

A Look at the pictures. Which home would you prefer to live in? Why?

B Read the article. Write the captions under the correct pictures.

The Recycled-Tire House The Found-Object House The Greenhouse






One-of-a-Kind Homes



Shoichi wanted to live in an environmentally friendly home, and he always liked the greenhouses in his neighborhood in Tokyo, Japan. So he decided to create his own greenhouse-style home. Sunlight warms his new home, and a plastic cover around the house helps to keep the heat inside. There aren't any walls or rooms. The "rooms" are actually large boxes on wheels. He can move them anywhere he likes, even outside. He loves his home, but sometimes he would like to be able to move the whole house.



Ruth is an artist who lives in the Rocky Mountains in the U.S. state of Colorado. Over the years, she found and collected a lot of old objects for her art. When she decided she wanted to live in a more unusual home, she had a creative idea. She would use many of the old materials that she collected in the home's design. For example, she used old car parts in the front door and tire rubber as the roof. She also used the door of an old car as part of a wall, so she can still lower the window!



Wayne and Cate are a couple from the U.S. state of Montana. They wanted a new home that wasn't too expensive. Their solution was simple – they built their own home. They recycled and used 250 old tires as the base of the house and old glass for the windows. They even used 13,000 empty soda cans in the house. Their home also has large windows and lots of plants and flowers. Solar energy keeps the house warm, even on cold days.

C Read the article again. Answer the questions.

- 1 What warms the inside of Shoichi's home? _____
- 2 What would Shoichi like to be able to do? _____
- 3 What creative idea did Ruth have? _____
- 4 Where are there car parts in Ruth's home? _____
- 5 Why did Wayne and Cate build their own home? _____
- 6 What did Wayne and Cate use to build their home? _____

D PAIR WORK Have you heard of or seen any unique homes or buildings? Were they environmentally friendly? Tell your partner.

Wrap-up

1 Quick pair review

Lesson A **Brainstorm!**

Make a list of environmentally friendly products. How many do you know?
You have two minutes.

Lesson B **Do you remember?**

Is the sentence giving an approximate answer, or is it avoiding answering?
Write AP (approximate answer) or AV (avoiding answering). You have one minute.

How much did your car cost?

I'd say about \$3,000. _____

I'd prefer not to say. _____

I'd say maybe \$6,000. _____

How much trash do you throw away a week?

I'd rather not answer that. _____

I'd rather not say. _____

Probably about five bags. _____

Lesson C **Give your opinion!**

What do you think? Complete the sentences together. You have three minutes.

- 1 Our city will get cleaner if _____
- 2 If our school uses solar energy, _____
- 3 If we eat organic food, _____
- 4 We could recycle more if _____

Lesson D **Find out!**

Who is one person you know who does each thing? You have two minutes.

- Who uses environmentally friendly products at home?
- Who take public transportation to school?
- Who has taught you about an environmental issue?

A: My aunt has solar panels on the roof of her house.

B: My father uses compact fluorescent lightbulbs.

2 In the real world

How can we solve this? Go online and find information in English that gives solutions to one of these problems. Then write about them.

pollution from cars

pollution from factories

global warming

too much garbage

On Pollution Problem

If more people have hybrid cars, there will be less pollution. People can also carpool. If we share rides, there will be fewer cars on the road. Also, if we ...



9

Relationships

Lesson A

- Relationship behaviors
- Expressions with infinitives

Lesson B

- Apologizing
- Accepting an apology

Lesson C

- Inseparable phrasal verbs
- Modals for speculating

Lesson D

- Reading "Addy's Advice"
- Writing: A piece of advice



Warm Up

A What is the relationship between the people? Number the pictures.

- 1 brother and sister 2 neighbors 3 co-workers 4 friends

B What do you think is happening in each picture? Do they all have good relationships?

A Healthy relationships

1 Vocabulary Relationship behaviors

A  Match the words and the sentences. Then listen and check your answers.

- | | |
|---------------------|---|
| 1 apologize _____ | a. No! I'm not listening to you. |
| 2 argue _____ | b. I think we really need to talk about it. |
| 3 communicate _____ | c. I'm really sorry. I didn't mean to hurt your feelings. |
| 4 compromise _____ | d. I know you're sorry. It's OK. |
| 5 criticize _____ | e. Why don't I wash the dishes and you do the laundry? |
| 6 forgive _____ | f. You're being unfair. It's your turn to take out the garbage. |
| 7 gossip _____ | g. I told her I liked her new dress, but I didn't. |
| 8 judge _____ | h. Others may disagree, but I think what you said was awful. |
| 9 lie _____ | i. Did you hear about Wendy? You'll never guess what I heard. |

B **PAIR WORK** Which actions from Part A should people do to have healthy relationships? Which shouldn't they do? Discuss your ideas.

2 Language in context Relationship tips

A  Read the relationship tips. Why is it a bad idea to criticize someone in front of others?



The image shows a tablet screen with a webpage titled "5 Tips for happy and healthy relationships". The tips are listed in a numbered format. To the right of the text is a photograph of four people (two men and two women) sitting at a table in a cafe, smiling and taking a selfie with a selfie stick. The tablet's status bar at the top shows 80% battery and 4:21 PM. Navigation arrows are visible at the bottom of the webpage content.

5 Tips for happy and healthy relationships

1. It's important to talk. It's good to communicate openly and listen carefully to others.
2. It's not a good idea to criticize someone in front of others. This can embarrass the person.
3. It's helpful to compromise in any relationship. It's not good to argue about little things.
4. It's good to forgive someone who apologizes. It's not easy to say you're sorry.
5. If you have a problem in a relationship, it's helpful to discuss it. Don't keep things inside.

B What about you? Do you agree with all the tips? Why or why not?

3 Grammar Expressions with infinitives

Use infinitives after *It's + an adjective*.

It's good **to forgive** someone.

It's not good **to argue**.

It's important **to talk**.

It's never helpful **to judge** someone.

You can also use infinitives after *It's + a noun phrase*.

It's a good idea **to accept** an apology.

It's not a good idea **to criticize** someone.

A Circle the infinitives for the best relationship advice. Then compare with a partner.

- It's important **to lie** / **to communicate** in a relationship.
- It's helpful **to share** / **to forget** your feelings when you have a problem.
- It's nice **to gossip** / **to think** about other people before making decisions.
- It's a good idea **to judge** / **to meet** new people.
- It's useful **to discuss** / **to accept** problems.
- It's not a good idea **to argue** / **to compromise** with your friends a lot.

B PAIR WORK Complete the sentences with your own ideas. Use *It's* expressions. Then discuss them.

- _____ to be a reliable friend.
- _____ to be honest with your parents.
- _____ to apologize to someone but not really mean it.
- _____ to say something if a friend is gossiping about you.

4 Pronunciation Sentence stress

A  Listen and repeat. Notice the stress on the important words in the sentences.

It's **important** to talk.

It's **not good** to argue about little things.

B  Listen to the sentences. Underline the stressed words.

It's helpful to compromise.

It's not easy to say you're sorry.

5 Speaking Good advice?

A PAIR WORK Choose a relationship from the list below. Then make a list of the five most important tips to make the relationship happy and healthy. Discuss your ideas.

best friends	classmates
a brother and sister	a married couple
a child and parent	a teacher and student

B GROUP WORK Share your tips with another pair. What's the best piece of advice you heard?




6 Keep talking!

Go to page 141 for more practice.

B I'm really sorry.

1 Interactions Apologizing

A Is it difficult for you to say you're sorry? Can you remember the last thing you apologized for?

B  Listen to the conversation. What excuse does Susan give Gina? Then practice the conversation.

Gina Hello?

Susan Gina?

Gina Yeah.

Susan Hi. It's Susan.

Gina Hi, Susan.

Susan Listen, I know I missed your party last night. I'm sorry.

Gina Oh, that's OK. Is everything OK?

Susan Yeah, but you'll never believe what happened. It's kind of embarrassing. I mixed up the date.

Gina What do you mean?


Susan I thought the party was on the 31st, not the 30th.

Gina Oh, I see.

Susan So, how was the party?

Gina It was great. But we missed you!



C  Read the expressions below. Complete each box with a similar expression from the conversation. Then listen and check your answers.

Apologizing

I'm really sorry.

My apologies.

Accepting an apology

Don't worry about it.

There's no need to apologize.

D Number the sentences from 1 to 7. Then practice with a partner.

- _____ A I'm really sorry I didn't meet you at the café yesterday.
- _____ A Hi. It's Greg.
- _____ A Well, the repairs will be very expensive.
- _____ A My car broke down, and I forgot my phone.
- _____ B Is your car OK?
- _____ B Don't worry about it.
- _____ B Oh. Hi, Greg.

2 Listening What happened?

A  Listen to four people apologize over the phone. Where did they *not* go? Number the pictures from 1 to 4.



B  Listen again. Complete the excuses with the correct information.


- 1 I was at the _____ and completely forgot the _____.
- 2 I washed my _____ last night, and the _____ was in my pocket.
- 3 I was out of _____. My grandmother was in the _____.
- 4 I'm in a _____ at work. I can't _____ right now.

C **PAIR WORK** Are all the excuses good ones? Would you accept each person's apology? Discuss your ideas.

3 Speaking Explain yourself!

A Read the situations. Write an excuse for each one. Be creative!


Situations	Excuses
You are 30 minutes late for your own wedding.	
You missed your dentist appointment.	
You didn't bring your résumé to a job interview.	
You forgot to pick up your friend.	
You didn't do your English homework.	
You broke your classmate's cell phone.	




B **PAIR WORK** Role-play the situations. Then change roles.

Student A: Apologize to Student B for each situation in Part A. Then make an excuse.

Student B: Ask Student A to explain each situation. Then accept the apology.

I can apologize and give excuses. 

I can accept an apology. 
www.ZandiEnglish.ir



That can't be the problem.

1 Vocabulary Inseparable phrasal verbs

A Match the sentences. Then listen and check your answers.

1 It's awful when people break up . _____	a. They should call before they visit.
2 I need friends that I can count on . _____	b. It's always better to stay together.
3 It's not nice when friends just drop by . _____	c. My best friends are all reliable.
4 My family and I get along well. _____	d. They can be so immature.
5 My friends and I love to get together . _____	e. We meet every Saturday.
6 Most teenagers need to grow up . _____	f. We hardly ever argue.
7 People used to pick on me in class. _____	g. I sometimes see them at the coffee shop.
8 I love to run into old friends. _____	h. I'm just like her.
9 I take after my mother. _____	i. They were mean to me.

B **PAIR WORK** Which sentences do you agree with or are true for you? Tell your partner.

A: I agree that it's awful when people break up, but I disagree that it's always better to stay together.

B: I agree with you. Some people shouldn't stay together when they argue a lot.

2 Conversation He must be really busy.

A Listen to the conversation. What is Evan probably doing right now?

Ryan My friend Evan never seems to have time for me these days. I just can't count on him anymore.

Katie Well, he started a new job, right? He must be really busy.

Ryan Yeah, I'm sure he is. But he used to drop by or call me all the time.

Katie He might be feeling stressed out from the job. Or he could be upset with you about something.

Ryan No, that can't be the problem. I haven't done anything wrong. I think I'd better call him.

Katie Yeah, I think you should.

Ryan OK. . . . Well, there's no answer.

Katie He must still be sleeping. It's only 6:30!



B Listen to Ryan call Evan later in the day. What was the real problem with Evan?

3 Grammar Modals for speculating

Speculating with more certainty	Speculating with less certainty
<p>He must be really busy. He started a new job.</p> <p>He must not leave his house very often. He always seems to be busy.</p> <p>He can't be upset with me. I haven't done anything to him.</p>	<p>He could be upset about something. Maybe you did something to him.</p> <p>He may not like his new job. I haven't heard how he likes it.</p> <p>He might be feeling stressed out. His new job may be a lot of work.</p>

A Circle the correct words. Then compare with a partner.

- I don't know his weekend plans. He **must** / **could** drop by on Saturday.
- She didn't say much on the phone to him. They **must not** / **might** be getting along.
- They **must** / **may not** come to the party. They're going out to dinner that night.
- She **can't** / **could** take after her father. She's really tall, but he's pretty short.
- You're coughing and sneezing so much. You **must** / **must not** be getting sick.
- They **can't** / **might** be tired. Maybe they stayed up late to study for the test.

B Read the situations. Complete the sentences with your own ideas. Then compare with a partner.

- Pamela and Miguel don't get along anymore. She doesn't want to talk about it.
Pamela must _____.
- Jeff just ran into his college friend Mary. He hasn't seen her for 20 years.
Jeff could _____.
- Luis and Teresa arranged to get together at a restaurant, but she never came.
Teresa may not _____.
- Brian dropped by and asked to copy your homework. You're not going to give it to him.
Brian might _____.

4 Speaking Look around!

A **PAIR WORK** Look around the classroom. Speculate about your classmates.

A: I think Tom *must be* playing tennis later. He has his tennis racket with him today.

B: And Carmen *might be* happy about something. She's smiling a lot.

B **CLASS ACTIVITY** Were your speculations correct? Ask your classmates.

A: Tom, I *see* you have your tennis racket. Are you playing tennis later?

B: Actually, no. I *played* before class.

5 Keep talking!

Go to pages 142-143 for more practice.

Getting advice

1 Reading

- A** Do you ever ask for advice on the radio, TV or through social media? What kind of problems do people usually ask for help with? Do you think they are good places to ask for advice?
- B** Read the first few sentences of each email sent to the radio show *Addy's Advice*. Who does each person have a problem with?

Addy's Advice


1. I have a big problem. It's my best friend. She doesn't really have any time for me these days. I call her, and she can't talk. I text her, and she doesn't answer right away. I think it's because of her cat, Peaches. She got this little cat for her 30th birthday, and now she takes it everywhere. She even dresses it in little sweaters and hats. I don't know what to do. Is it possible to be jealous of a cat? – **T.J.**
2. There's this new person at work. She works next to me and we get along, but she's always asking me to do things for her. For example, she asks me to get her coffee when I get some for myself. Or she drops by and asks me to copy things for her when she's "busy." She's not my boss! Should I just refuse to do things for her? I want to be nice, but I have to do my own work. Can you help me, please? – **Marcy**
3. My little brother is driving me crazy. I'm 15, and he's 10. He has his own friends, but he won't leave me and my friends alone. They come over a lot to study or just watch TV. He bothers me and sometimes tells my friends things that are personal about me. Maybe he just wants attention, but it's very annoying. He should just grow up! Anyway, I told my mom and dad, but they say I need to solve the problem. – **Kathy**
4. I'm a neat person, and I used to live alone. I got a roommate a few months ago to help with the rent. The problem is, my roommate is not like me at all. He never does any chores around the house. He just sits around playing video games and watching TV. The apartment is always a mess, and I'm the one who has to clean it up. I can't count on him for anything. Should I just clean the apartment myself? This is a big problem for me. – **Daniel**

- C** Read the emails again. Who is each question about? Check (✓) the correct answers.

Who...?	T.J.	Marcy	Kathy	Daniel
lives with a messy person				
is a teenager				
is jealous of an animal				
is doing someone else's work				
lived alone last year				
mentions parents in the letter				

- D PAIR WORK** Have you ever had similar problems? What did you do about them? Tell your partner.

2 Listening On the air

A  Listen to the radio show *Addy's Advice*. What advice does Addy give to each person from Exercise 1? Check (✓) the correct answers.

- 1 Show interest in the cat.
 Get a cat of your own.
- 2 Write your co-worker a note.
 Ask your co-worker to do things.
- 3 Go to someone else's house.
 Remind your parents of the situation.
- 4 Throw the roommate out.
 Communicate.



B  Listen again. Which statement does Addy probably agree or disagree with? Write A (agree) or D (disagree).

- 1 People never lose interest in things over time. _____
- 2 Most people have problems with co-workers at some time. _____
- 3 Parents don't always need to solve their children's problems. _____
- 4 Look for a new roommate if you have a problem. _____

3 Writing A piece of advice

A Choose an email from Exercise 1. Think of three pieces of advice.

B Write an email giving advice. Use the model and your ideas from Part A to help you.

C **GROUP WORK** Share your emails. Do you agree with the advice? What other advice can you give? Discuss your ideas.

Dear T.J.,

I read your email, and I understand your problem. It is possible to be jealous of a cat! I think it's important to find things that you can do with your friend and Peaches. It's a good idea to...

4 Speaking Take it or leave it.

A Imagine you have two relationship problems. Write two sentences about each one. Be creative!

B **GROUP WORK** Share your imaginary problems. Your group gives advice. Take turns.

A: I have a problem. My friends never remember my birthday. I always remember theirs!

B: It's a good idea to help them remember. Why not send them reminders?

C **GROUP WORK** Whose advice do you think you'd follow? Why? Tell your group.

1. My friends never remember my birthday. I always remember theirs!
2. My parents don't trust me. I need to call them every three hours.

Wrap-up

1 Quick pair review

Lesson A **Brainstorm!**

Make a list of tips for healthy family relationships. How many can you think of? You have five minutes.

Lesson B **Test your partner!**

Apologize to your partner for three different things. Can your partner accept your apologies in three different ways? Take turns. You have two minutes.

Lesson C **Guess!**

Speculate about a celebrity, but don't say his or her name! Can your partner guess who it is? Take turns. You have two minutes.

A: This person might win an award for his new movie.

B: Is it...?

Lesson D **Find out!**

What is the best relationship advice your partner has ever received? Who gave the advice? You have two minutes.

2 In the real world

What advice do the experts give? Go online and find advice in English about one of these topics. Then write about it.

a jealous friend

a neighbor's noisy dog

a friend who talks too much

an annoying boss

a lazy husband or wife

an inconsiderate neighbor

Dealing with Jealous Friends

I found a website that gives advice about jealous friends. If you have a jealous friend, try to find out why the friend is jealous. Try to understand how your friend feels. It's a good idea to tell your friend about a time when you felt jealous, too. That way she will not feel alone or embarrassed. Tell your friend what you did to feel better. Another piece of advice on the website is . . .



10 Living your life

Lesson A

- Qualities for success
- Reflexive pronouns

Lesson B

- Advising against something
- Considering advice

Lesson C

- Separable phrasal verbs
- Second conditional

Lesson D

- Reading "A Walk Across Japan"
- Writing: An accomplishment



Warm Up

- A** Look at the pictures. What have the people accomplished?
- B** What are some of your accomplishments? What other things would you like to accomplish in your life?

A He taught himself.

1 Vocabulary Qualities for success

A Match the words and their meanings. Then listen and check your answers.

1 bravery _____	a. the ability to develop original ideas
2 confidence _____	b. the belief that you can succeed
3 creativity _____	c. a commitment to something
4 dedication _____	d. the quality of showing no fear

5 enthusiasm _____	e. the ability to change easily
6 flexibility _____	f. a strong interest in something
7 talent _____	g. the ability to make good decisions
8 wisdom _____	h. the natural ability to do things well

B Complete the chart with the correct adjective forms for the nouns. Then listen and check your answers.

Noun	Adjective	Noun	Adjective
bravery	brave	enthusiasm	
confidence		flexibility	
creativity		talent	
dedication		wisdom	

C **PAIR WORK** Which qualities in Part A do you think people are born with? Which do they develop from experience or by watching others? Discuss your ideas.

2 Language in context A success story


A Read the story of Yong-eun Yang. What did he do in 2009?

80% 4:21PM

WEB ENCYCLOPEDIA

Yong-eun Yang

In his late teens, South Korea's Yong-eun Yang, or "Y. E.," enjoyed lifting weights and hoped to own his own gym someday. But that dream died when he hurt himself in the gym. So at age 19, he took a part-time job at a golf course. He picked up golf balls and began to observe other players. He started to practice the game by himself late at night, and he even forced himself to get up early to be at the course by 5:00 a.m. for more practice. This is how Y. E. taught himself to play golf. His dedication and patience paid off. He became a professional golfer in 1995, and, in 2009, this talented man won his first championship, beating Tiger Woods.



B What other qualities for success do you think Y.E. has?

3 Grammar Reflexive pronouns

Use reflexive pronouns when the subject and object of a sentence refer to the same person or thing.

I hurt **myself** at work.

He taught **himself** to play golf.

They consider **themselves** brave.

By with a reflexive pronoun means "alone."

She traveled **by herself** to the United States.

Do you like to practice with another person or **by yourself**?

Personal pronouns

I
you
he
she
it
we
you
they

Reflexive pronouns

myself
yourself
himself
herself
itself
ourselves
yourselves
themselves

Complete the sentences with the correct reflexive pronouns. Then compare with a partner.

- I drew a picture of _____ in art class.
- I like your new hairstyle. Did you cut it _____?
- I think you and Joe can fix the sink _____. You don't need to hire a plumber.
- They had a great time. They really enjoyed _____.
- My brother doesn't consider _____ brave, but he is.
- Heather wrote that by _____. Nobody helped her.
- We taught _____ Spanish before we moved to Peru.
- I hurt _____ at the gym last week. My arm still hurts.
- I took a trip by _____. It helped me be more confident.



4 Pronunciation Stress shifts

 Listen and repeat. Notice the stress shifts when some words change from nouns to adjectives.

creativity	dedication	enthusiasm	flexibility
creative	dedicated	enthusiastic	flexible

5 Speaking Self talk

A PAIR WORK Interview your partner. Ask questions for more information. Take notes.

- Have you ever hurt yourself?
- Do you consider yourself brave?
- Have you ever traveled by yourself?
- Have you ever taught yourself something?
- Are you enjoying yourself in this class?
- Do you consider yourself a flexible person?

B PAIR WORK Tell another classmate about your partner.

"William hurt himself once. He broke his foot."

6 Keep talking!

Go to page 144 for more practice.

B I'll give it some thought.

1 Interactions Giving and considering advice

A What do you do if you have too much work or studying to do? Do you talk to anyone?

B  Listen to the conversation. What is Bryan thinking about doing?

Then practice the conversation.

Marta What's wrong, Bryan?

Bryan Well, my job is just really stressful right now. My boss just seems to give me more and more work. It's not fair.

Marta That's not good.

Bryan Actually, I'm thinking about quitting and looking for another job.

Marta Really? I wouldn't recommend that.


Bryan Why not?

Marta Well, because you may not find something better. And that would just give you more stress. Have you thought about talking to your boss?

Bryan Not really.

Marta Why don't you try that? Maybe there is something he can do.

Bryan I'll see.



C  Read the expressions below. Complete each box with a similar expression from the conversation. Then listen and check your answers.

Advising against something

I don't think you should do that.

I'm not sure that's the best idea.

Considering advice

I'll think about it.

I'll give it some thought.

D How would you respond? Write A (advise against it) or C (consider it).


Then practice with a partner.

- 1 I think you should call the doctor. _____
- 2 I plan to study all night before my test. _____
- 3 I recommend that you stay home tomorrow if you don't feel well. _____
- 4 I think you should visit your grandmother this weekend. _____
- 5 I'm going to paint my house bright pink. _____
- 6 I'm not going to class tomorrow because I want to watch a soccer game. _____

2 Listening Maybe I'll do that.

- A**  Listen to Tim give advice to three friends. What is each friend's problem? Check (✓) the correct answers.

Problems	Recommendations
1 <input type="checkbox"/> She needs to get a full-time job. <input type="checkbox"/> She wants to take more classes. <input type="checkbox"/> She's thinking about quitting her job. <input type="checkbox"/> She's not going to graduate.	
2 <input type="checkbox"/> He doesn't have the money. <input type="checkbox"/> He doesn't have a credit card. <input type="checkbox"/> The leather jacket doesn't fit. <input type="checkbox"/> His friend won't lend him any money.	
3 <input type="checkbox"/> She takes too many breaks. <input type="checkbox"/> She can't do a math problem. <input type="checkbox"/> She drank too much coffee. <input type="checkbox"/> Tim is driving her crazy.	

- B**  Listen again. What does Tim tell each friend to do? Complete the chart with his recommendations.

3 Speaking Think about it!

- A** Imagine your friend wants to do the things below. What advice would you give? Write notes.

- Your friend wants to buy a new, expensive car. He doesn't have the money, and he doesn't know how to drive!
- Your friend wants to take two more classes. He's already taking five classes, and he has a part-time job!
- Your friend wants to go camping in the mountains by himself for a week. He's never gone camping before!



- B** **PAIR WORK** Role-play the situations in Part A. Then change roles.

Student A: Imagine you want to do the things in Part A. Tell Student B what you want to do and why. Consider his or her advice.

Student B: Advise Student A against doing the things in Part A and explain why. Recommend something else. Use your ideas from Part A.

A: I saw this really awesome car yesterday! I think I'm going to buy it.

B: I'm not sure that's the best idea.

A: Why not?

I can advise against something. ✓

I can consider advice. ✓

C

What would you do?

1 Vocabulary Separable phrasal verbs

A Match the phrasal verbs and their meanings. Then listen and check your answers.

1 He won't talk about his job, so I don't bring it up . _____	a. donate
2 I got a bad grade on this essay. I need to do it over . _____	b. return money
3 I don't need these books. I might give them away . _____	c. mention
4 This is Lynn's camera. I need to give it back . _____	d. do again
5 Paul lent me some money. I need to pay him back . _____	e. return
6 Which one is Susan? Can you point her out ? _____	f. do later
7 We can't have this meeting now. Let's put it off . _____	g. identify
8 This is serious. We need to talk it over . _____	h. not accept
9 I may buy that car, but I want to try it out first. _____	i. use
10 I have a job offer, but I plan to turn it down . _____	j. discuss

B **PAIR WORK** What have you done over, talked over, paid back, tried out, or put off recently? Tell your partner.

A: Have you done anything over recently?

B: Yes, I have. I did my English homework over last night. I made a lot of mistakes the first time!

2 Conversation I'm kind of broke.

A Listen to the conversation. What is Lucia thinking about doing?

- Elliot** I really like your camera.
- Lucia** Actually, it's my friend Ben's. I'm just trying it out this week. I need to give it back to him tomorrow.
- Elliot** It looks really expensive.
- Lucia** It is. I'm thinking about buying one, but I can't right now.
- Elliot** Why not?
- Lucia** Well, I'm kind of broke. If I had more money, I'd buy it.
- Elliot** It would be nice to be rich, wouldn't it?
- Lucia** Tell me about it. What would you do if you were rich?
- Elliot** Hmm . . . If I were rich, I'd travel. I'd give some money away, too.
- Lucia** That's nice.



B Listen to the rest of the conversation. Why does Lucia want a camera?

3 Grammar Second conditional

Second conditional sentences describe “unreal” or imaginary situations. Use a past tense verb in the if clause (the condition). Use would in the main clause.

What would you do if you had more money?

If I had more money, I would buy a camera.

Use were for the past tense of be in the condition.

Would you travel if you were rich?

Yes, I would.

No, I wouldn't.

Yes. If I were rich, I'd travel a lot.

No. I wouldn't travel a lot if I were rich.

A Complete the conversations with the correct words. Then compare with a partner.

- A What _____ you _____ (do) if you suddenly _____ (become) rich?

B I _____ (quit) my job. Then I _____ (travel) for a few months.
- A If a teacher _____ (give) you a good grade by mistake, what _____ you _____ (do)?

B I _____ (not / feel) right about it. I _____ (point) out the mistake.
- A How _____ you _____ (feel) if a friend _____ (call) you late at night?

B I _____ (be) surprised, but I _____ (not / feel) angry.
- A If you _____ (have) a relationship problem, who _____ you _____ (talk) to?

B I _____ (talk) about the problem with my best friend.

B PAIR WORK Ask and answer the questions in Part A. Answer with your own information.

4 Speaking What would you do?

A PAIR WORK Discuss the questions. Take notes.

- Where would you go if you had a lot of money?
- What would you give away if you were rich?
- What would you do if you saw your teacher or your boss at the supermarket?
- When would you turn down a job offer?
- Would you point out a mistake if a classmate made one? Why or why not?
- What would you do over if you had the chance?

B GROUP WORK Share your ideas with another pair. Are your ideas similar or different?



5 Keep talking!

Go to page 145 for more practice.

What an accomplishment!

1 Reading

- A** What do you think it would be like to walk across your country? Why?
- B** Read the interview. Why did Mary and Etsuko often have to walk between 30 and 40 kilometers a day?



90% 4:21 PM

A Walk Across Japan

Mary King and Etsuko Shimabukuro completed a 7,974-kilometer walk across Japan. Mary takes our questions about their incredible accomplishment.

Why did you walk across Japan?
The mapmaker Ino Tadataka *inspired* me. He spent 17 years *on and off* walking through Japan. He drew the country's first real maps.

How long did it take?
A year and a half. We walked from the island of Hokkaido, in the north, down to Okinawa. In Hokkaido, we walked about 40 kilometers a day, and on the other islands, about 30. We often had no choice about the distance because we had to find a place to sleep.

Describe a typical day.
There really wasn't one, but we tried to start by 7:00 a.m. and walk for 10 to 12 hours. Sometimes we had breakfast on the road. We had to be careful in Hokkaido because the bears there could smell our food. We saw bears twice, which was terrifying!

Did you walk every day?
No. We needed to do our laundry, check our email, and rest. Also, I wanted to interview people for my blog.

What were some of the best parts?
There were many! We stayed in a *haunted* guesthouse, walked on fire at a festival, and visited many wonderful hot springs.

Any low points?
You know, overall, we really enjoyed ourselves, but there were a lot of aches and pains along the way. The traffic could be scary because there weren't always sidewalks for *pedestrians*.

Did you ever think about giving up?
No, we never wanted to stop. Actually, I was sad when it ended. I wanted to walk from Okinawa back to Tokyo, but Etsuko said we had to accept that we accomplished our goal. It was time to go home.

Would you do it over again?
Definitely. I'd love to *retrace* our steps when I'm 80. But I've also set myself the goal of walking across the U.K. or India someday.



- C** Find the words in *italics* in the article. What do they mean? Write the words next to the correct definitions.

- | | |
|--|------------------------------------|
| 1 inhabited by ghosts _____ <i>haunted</i> _____ | 4 go back over a route again _____ |
| 2 quitting _____ | 5 with breaks _____ |
| 3 people who walk _____ | 6 gave someone an idea _____ |

- D PAIR WORK** How would you describe Mary's personality? Do you know anyone like her?

2 Listening Can I ask you ...?

A  Listen to four people talk about their biggest accomplishments this year. Write the accomplishments in the chart.

Accomplishments	Qualities for success
1	
2	
3	
4	

B  Listen again. What quality led to each person's success? Complete the chart.

C **PAIR WORK** Who do you think had the biggest accomplishment? Why? Discuss your ideas.



3 Writing An accomplishment

A Write a paragraph about something you accomplished in your lifetime. Use the questions and the model to help you.

- What did you accomplish?
- Why did you decide to do it?
- How did you accomplish it?
- What was challenging about it?
- Why was it important?

B **GROUP WORK** Share your paragraphs. How are your accomplishments similar or different?

A Healthy Change

I decided that I wanted to change something at our school. A lot of the vending machines had very unhealthy food, like chocolate, candy, and potato chips. Students wanted healthier food like fruits and yogurt. So I asked students and teachers to sign a petition to get healthier food. It was difficult at first...

4 Speaking What have you done?

CLASS ACTIVITY Find people who have done these things. Write their names and ask questions for more information.

Find someone who has ...	Name	Extra information
helped someone with a challenging task		
won an award for doing something		
learned a new skill outside of school		
solved a problem at school, home, or work		
used technology to improve his or her English		

Wrap-up

1 Quick pair review

Lesson A **Test your partner!**

Say three personal pronouns. Can your partner use the correct reflexive pronouns in sentences? Take turns. You have two minutes.

A: He.

B: Himself. My neighbor introduced himself to me yesterday.

Lesson B **Do you remember?**

Which sentences are advising against something? Check (✓) the correct answers. You have one minute.

- | | |
|---|--|
| <input type="checkbox"/> I don't think you should do that. | <input type="checkbox"/> I'll give it some thought. |
| <input type="checkbox"/> Please don't worry about it. | <input type="checkbox"/> I'd rather not answer that. |
| <input type="checkbox"/> I'm not sure that's the best idea. | <input type="checkbox"/> I wouldn't recommend that. |

Lesson C **Find out!**

What is one thing both you and your partner would do in each situation? You have three minutes.

- Where would you go if you won a free vacation?
- What would you buy if you received money for your birthday?
- What would you do if you lost your cell phone?

Lesson D **Brainstorm!**

Make a list of accomplishments. How many can you think of? You have two minutes.

2 In the real world

Which country would you like to travel across? Go online and find information in English about one of these trips or your own idea. Then answer the questions and write about it.

- | | |
|-------------------------------------|-------------------------------|
| a car trip across the United States | a train trip across Canada |
| a bike trip across France | a walking trip across England |

- How far is it?
- How long would it take?
- How much would it cost?
- What would you need to take?
- Where would you stay?

A Road Trip in the U.S.A.

I'd take a car trip across the United States. I'd start in Ocean City, Maryland, and drive to San Francisco, California. The trip is about 3,000 miles. The first place I would stop is ...



11 Music

Lesson A

- Compound adjectives
- Past passive

Lesson B

- Giving instructions

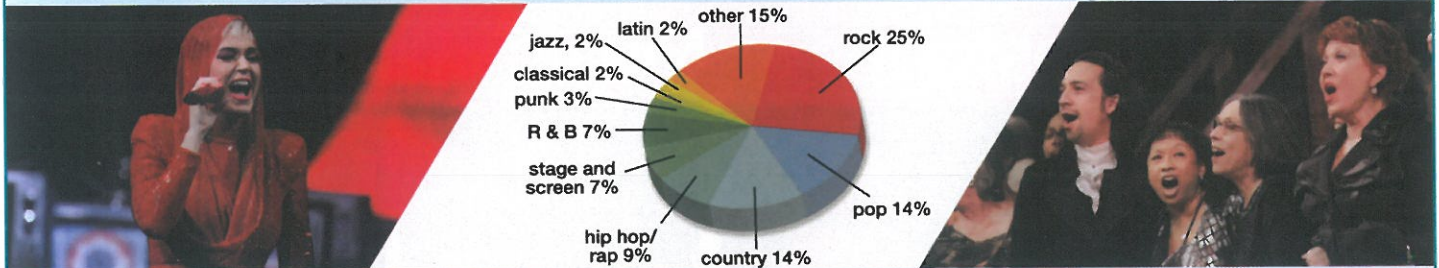
Lesson C

- Verb and noun formation
- Present perfect with *yet* and *already*

Lesson D

- Reading "A Guide to Breaking into the Music Business"
- Writing: A music review

Music Sales in the U.S.A.




"Source: www.statista.com, 2017"

Warm Up

- Label the pictures with the correct types of music from the chart.
- What do you think are the most popular kinds of music where you live? What's your favorite kind of music? What's your least favorite? Why?

A Music trivia

1 Vocabulary Compound adjectives

A  Complete the compound adjectives with the correct participles. Then listen and check your answers.

Compound adjective	Present	Compound adjective	Past participle
award-_____winning_____ video	selling	high-_____ ticket	downloaded
best-_____ artist	winning ✓	oddly _____ group	priced
nice-_____ voice	breaking	often-_____ performer	named
record-_____ hit	sounding	well-_____ singer	known

B PAIR WORK Ask and answer questions with each phrase in Part A. Answer with your own ideas.

A: Can you name an award-winning video?

B: Yes. Michael Jackson's video for "Thriller" won a lot of awards.

2 Language in context Musical firsts

A  Read about these musical firsts. Which musical firsts involved downloading?

Milestones in Music History

			
<p>The first rap recording was made by the Sugarhill Gang. In 1979, the band's song "Rapper's Delight" became the first rap song to make the U.S. pop charts.</p>	<p>The song "Crazy" by Gnarls Barkley was leaked in 2005, months before its release. When it was finally released in March 2006, it became the first song to reach number one from downloaded sales.</p>	<p>The band Radiohead was the first to sell their album online for whatever people wanted to pay. Over a million albums were downloaded before the CD was released in December 2007.</p>	<p>The well-known band Aerosmith was the first to have a video game created around their music. People can play the guitar and sing along to 41 of their songs. The game was released in June 2008.</p>

B What else do you know about these musical firsts? Do you know of any others?

"The band Run-DMC also recorded the song 'Rapper's Delight.'"

3 Grammar Past passive

The passive voice places the focus of a sentence on the receiver of an action instead of the doer of the action.

Active voice (simple past)

Fans **downloaded** over a million albums.

Passive voice (past of be + past participle)

Over a million albums **were downloaded**.

Use the passive voice when the doer of the action is not known or not important.

The game **was released** in 2008.

When the doer of the action is important to know, use the passive voice with *by*.

The first rap recording **was made by** the Sugarhill Gang.

A Complete the sentences with the past passive forms of the verbs.

Then compare with a partner.

- All of the high-priced tickets to the concert _____ (sell) online.
- The best-selling artists of the year _____ (give) a special award.
- The singer's record-breaking hit _____ (write) by her mother.
- The performer's biggest hit song _____ (use) in a TV commercial.
- The band's award-winning video _____ (see) by millions of people.
- The songs on her album _____ (play) with traditional instruments.

B PAIR WORK Say the trivia about the music group the Beatles. Your partner changes the sentences to use the past passive. Take turns.

- In 1960, John Lennon suggested the name "the Beatles."
- Ringo Starr replaced the original drummer, Peter Best, in 1962.
- Paul McCartney wrote "Hey Jude" for John Lennon's son Julian.
- Many people called George Harrison "the quiet Beatle."
- Rolling Stone* magazine chose the Beatles as the best artists of all time.

A: In 1960, John Lennon suggested the name "the Beatles."

B: In 1960, the name "the Beatles" was suggested by John Lennon.



4 Speaking Name it!

A Write three sentences in the past passive about the same song, singer, musician, band, or album, but don't use the name!

B GROUP WORK Share your sentences. Your group guesses the name of the song, singer, musician, band, or album. Take turns.

- This singer's first album was called *The Fame*.
- She was born in New York City.
- She was made famous by her music and fashion statements.

(answer: Lady Gaga)

5 Keep talking!

Go to page 146 for more practice.

B The first thing you do is ...

1 Interactions Giving instructions

A What kinds of things do you use a computer for? How did you learn to do those things?

B  Listen to the conversation. What steps does Amy follow to make a video playlist?

Then practice the conversation.

Tyler What are you doing, Mom?

Amy I'm trying to make a video playlist, but I'm not having much luck.

Tyler Let's see. First you need to create an account by typing in your information.

Amy OK. Thanks. Now what?

Tyler Next, search for the video you want to be first on your playlist.

Amy: All right. ... Ah, here we go. How do I add it to a playlist?

Tyler Under the video, click *Add to ...* and then choose *Create new playlist*. That's where you'll name your playlist and choose your privacy setting.

Amy Oh, look at that. Is that it?

Tyler Well, no. Finally, click *CREATE*.



Beginning instructions

To start, ...

The first thing you do is ...

Continuing instructions

Then ...

After that, ...

Ending instructions

To finish, ...

The last thing you do is ...

C  Read the expressions below. Complete each box with a similar expression from the conversation. Then listen and check your answers.


D **PAIR WORK** Number the instructions from 1 to 5. Then have a conversation like the one in Part B.

How to download a ring tone:

- _____ Click the *set ringtone* button to make the song your ring tone.
- _____ Browse or search for a song in the app.
- _____ Enjoy your new ringtone whenever your friends call you.
- _____ Download the song you want to be your ringtone.
- _____ Download a free ringtone app on your smartphone.



2 Listening How does it work?

A  Listen to people give instructions on how to use three different machines. Number the machines from 1 to 3. There is one extra machine.



B  Listen again. Each person makes one mistake when giving instructions. Write the mistakes.

- 1 She said _____ instead of _____.
- 2 He said _____ instead of _____.
- 3 She said _____ instead of _____.

C **PAIR WORK** Choose one of the machines above, and give instructions on how to use it. Add any additional instructions.

"To use a record player, first plug it in. Then..."

3 Speaking Step-by-step

A **PAIR WORK** Choose a topic from the list below or your own idea. Make a list of instructions about how to do it.

- attach a file to an email
- stream movies on a smartphone
- create a playlist
- download a podcast
- make an international call
- send a text message
- upload a video

How to _____

- 1.
- 2.
- 3.
- 4.
- 5.

B **PAIR WORK** Give your instructions to another classmate. Answer any questions.

A: To attach a file to an email, first open your email account. After that, click "compose." Next, ...

C Music and me

1 Vocabulary Verb and noun formation

A Match the phrases and the pictures. Then listen and check your answers.

- | | | | |
|--------------------|-------------------------|------------------|-----------------------|
| a announce a tour | c compose music | e perform a song | g record a song |
| b appreciate music | d entertain an audience | f produce a song | h release a new album |



B Write the noun forms of the verbs in Part A. Then listen and check your answers.


- | | | | |
|-----------------------|---------|---------|---------|
| a <u>announcement</u> | c _____ | e _____ | g _____ |
| b _____ | d _____ | f _____ | h _____ |

C **PAIR WORK** Do you know any friends, artists, or other people who do or have done the things in Part A? Tell your partner.

2 Conversation I'm his biggest fan!

A Listen to the conversation. What does Andy tell Miranda to listen to?

- Andy** Oh, look! Richie Starr is going to perform here.
- Miranda** Yeah, I know. I'm planning to go.
- Andy** Really? Have you gotten a ticket yet?
- Miranda** Not yet. But I think you can still get them. I didn't know you were a fan.
- Andy** Are you kidding? I'm his biggest fan!
- Miranda** Have you heard his new album?
- Andy** He hasn't released it yet. But I've already downloaded his new single. Here, listen.
- Miranda** Nice! I hear he has a cool online fan club.
- Andy** He does. It gives information about new album releases and announces all upcoming performances.



B Listen to the rest of the conversation. Why didn't Andy know about the concert?

3 Grammar Present perfect with *yet* and *already*

In questions, use yet when you expect the action to have happened.

Have you **gotten** a ticket yet?
Has he **released** his album yet?

In responses, already means the action has happened earlier.

Yes, I've **already gotten** a ticket.
Yes, he's **already released** it.

In responses, yet means the action hasn't happened, but you expect it to.

No, I **haven't gotten** a ticket yet.
No, **not yet**. He **hasn't released** it yet.

A Write sentences in the present perfect with *already* and *yet* about a musician's goals. Then compare with a partner.

- 1 He has already written four new songs. _____
- 2 _____
- 3 _____
- 4 _____
- 5 _____
- 6 _____

My Music Goals

- write four new songs
- record two songs for his album
- release his new album
- entertain children at the hospital
- give a free performance in the park
- announce his retirement

B **PAIR WORK** Look at the musician's answers in Part A. Ask questions with *yet* and answer them.

4 Pronunciation Syllable stress

A  Listen and repeat. Notice how the stress stays on the same syllable when these verbs become nouns.

announce	entertain	perform	produce
announcement	entertainment	performance	production

B  Listen. Circle the verb-noun pairs if the stress stays the same.

appreciate	compose	record	release
appreciation	composition	recording	release

5 Speaking The latest

A **CLASS ACTIVITY** Complete the questions with your own ideas. Then find someone who has already done each thing, and ask questions for more information.

- Have you heard _____ (a new album or song) yet?
- Have you played _____ (a new video game) yet?
- Have you seen _____ (a new TV show or movie) yet?
- _____ ?

B **GROUP WORK** Share your information.

6 Keep talking!


Student A go to page 147 and Student B go to page 148 for more practice.

D Making your own music

1 Reading

A What are music streaming sites? What sites do you listen to?

B Read the guide. Why do musicians have to market their music?



A Guide To Breaking Into The Music Business

In the past, successful music acts were supported by record labels that marketed and promoted their music. Although very few artists got high-priced recording contracts, it gave the artists a better chance to become well-known if they got "signed." Today, however, musicians all over the world are creating and recording their own music, and marketing it to fans without the help of record companies. Artists like Chance the Rapper, Glass Animals, and Anne-Marie have succeeded by making their music available to fans through streaming websites.

Here's how to take your self-made music directly to fans.

- 1. Record.** If you haven't recorded something yet, you'll need to produce at least one great-sounding song and a music video to go with it.
- 2. Upload.** Create a website where fans can download your music and find out how to follow you. You should also upload your music to streaming sites like Bandcamp, where music lovers go to discover new artists and bands.
- 3. Market.** Go social. Try to gain followers on popular social media sites like Facebook, Twitter, Instagram, and Snapchat, and promote your music there. Don't forget to include links to your website.
- 4. Track.** When someone wants to view, buy or download your song, be sure to have them like your site, follow you on Twitter or get their email address first. Then you can send them news and information about new releases and performances.
- 5. Connect.** Use email, blogs, and social media to communicate with fans, giving them a personal connection to you, the artist.

Of course, now that anyone can take their music directly to fans, there is a lot more competition. Only a very few artists become rich and famous this way, but direct-to-fan marketing can help you find an audience that will appreciate your music.

C Read the guide again. Answer the questions.

- 1 In the past, how did artists become successful and well-known?
- 2 Where can artists promote their music now?
- 3 Why should musicians get email addresses of fans?
- 4 What does a musician need to do before marketing a song?
- 5 How do artists communicate with fans?

D **PAIR WORK** What kind of music do you like? How do you discover new music, artists and bands?

2 Writing A music review

A Write a review of an album (or a song) you'd recommend. Use the questions and the model to help you.


- What's the name of the album / song?
- When was it released?
- What do you like about the album / song?
- Is there anything you don't like about it?
- Why would you recommend it?

B **CLASS ACTIVITY** Post your reviews around the room. Read your classmates' reviews. Which songs or albums have you heard?

Momento

Bebel Gilberto's album *Momento* was released in 2007. All of the songs are good, but the title song is excellent. On the album, she blends Brazilian bossa nova with electronica and has a beautiful-sounding voice. The only thing I don't like about it is that there aren't enough songs! I'd recommend it because it was recorded with Japanese guitarist Masa Shimizu and...

3 Listening Song dedications

A  Listen to five people call a radio show to dedicate songs to family members. Who do they dedicate songs to? Write the people in the chart.

People	Song titles
1 friend	
2	
3	
4	
5	



B  Listen again. What are the song titles? Complete the chart.

C **PAIR WORK** Imagine you can dedicate a song to someone. What song would you dedicate and to whom? Why? Tell your partner.

4 Speaking Soundtrack of my life

A Make a list of three songs that remind you of particular times or events in your life.

Song titles	Memories
1	
2	
3	

B **GROUP WORK** Discuss your songs and memories. Ask and answer questions for more information.

A: The song ... reminds me of middle school. It was my favorite song when I was 14.

B: I know that song! How do you feel now when you hear it?

A: Oh, I feel totally embarrassed. I can't stand it now!

Wrap-up

1 Quick pair review

Lesson A **Brainstorm!**

Make a list of words and phrases related to music. How many do you know?
You have two minutes.

Lesson B **Do you remember?**

Complete the sentences with words or phrases to give instructions. You have one minute.

How to install software:

- _____ find the software on its official website.
- _____ download and click "install."
- _____ restart your computer.

How to get money out of an ATM:

- _____ put your ATM card in the machine.
- _____ type in your code.
- _____ select how much money you want.

Lesson C **Find out!**

What are two things both you and your partner have already done today?
What are two things you both haven't done yet? You have three minutes.

Lesson D **Test your partner!**

Say (or sing) the words to a song you know in English. Can your partner guess the title and singer? You have two minutes.


2 In the real world

Who is your favorite singer? Go to the singer's website, and find information about his or her albums. Then write about them.

- What was the singer's first album? When was it released?
- When was the singer's last album released? Did it have any hit songs?
- What's your favorite song by this singer? What's it about?

Taylor Swift

My favorite singer is Taylor Swift. Her first album was called *Taylor Swift*. It was released in 2006. I love it. My favorite song on the album is called "Tim McGraw," who is a famous country music singer himself. Taylor was only sixteen years old when the song was released. The song is about how one of Tim McGraw's songs always reminds her of...



12 On vacation

Lesson A

- Vacation activities
- Gerunds

Lesson B


- Asking about preferences
- Reminding someone of something

Lesson C

- Extreme sports
- Modals for necessity and recommendations

Lesson D

- Reading "A Taste of Cairo"
- Writing: A walking tour



Kenji M



Kenji M added 4 new photos. 33 minutes ago
Best trip ever! Check out these amazing animals and beautiful beaches.



15 3



Kenji M added 2 new photos. December 17 at 9:47pm
The Grand Palace of Bangkok - wow!



18 1



Kenji M added 2 new photos. December 16 at 11:02pm
My first day here was all about great bargains and delicious food.



16 4

Warm Up



- A** Look at Kenji's social media posts. Where did he go on his vacation? What do you think he did there?
- B** What do you like to do on vacation? What kinds of things do you usually bring back with you?

A Travel preferences

1 Vocabulary Vacation activities

A Match the phrases and the pictures. Then listen and check your answers.

- | | | | |
|-------------------|------------------------|----------------------------|-------------------|
| a buy handicrafts | c listen to live music | e speak a foreign language | g visit landmarks |
| b go to clubs | d see wildlife | f try local food | h volunteer |



B **PAIR WORK** Which things in Part A have you *never* done on vacation? Tell your partner.

2 Language in context Three types of tours

A Read the ads for three tours. Which tour is best for someone who likes volunteering?
Someone who likes eating? Someone who dislikes planning?

80%
4:21PM



Cuisine Adventures

Trying local foods is a great way to learn about a culture. Call today if you are interested in joining our "Eat and Learn" tour.

ENVIRONMENTAL EXPERIENCES



Are you concerned about protecting the environment? Volunteering is a rewarding way to spend a vacation. Choose from over 20 tours.



No Worries Tours

Do you enjoy traveling by bus but dislike planning the details? We specialize in organizing tours with no stress.

B What about you? Which tour interests you? Why?

3 Grammar Gerunds

A gerund is an -ing word that acts like a noun. Gerunds may be the subject of a sentence, or they may appear after some verbs or prepositions.

- As subjects:**
 - Trying local foods is a great way to learn about a culture.
 - Volunteering is a rewarding way to spend a vacation.
- After some verbs:**
 - I enjoy traveling by bus.
 - I dislike planning the travel details.
- After prepositions:**
 - I'm interested in joining the "Eat and Learn" tour.
 - I'm concerned about protecting the environment.

A Complete the conversations with the gerund forms of the verbs. Then compare with a partner.

be buy get go help lose meet ✓ travel try volunteer


- 1 **A** Do you enjoy traveling alone or in a group?
B I prefer _____ in a large group. It's more fun.
- 2 **A** Are you interested in _____ handicrafts when you travel?
B Not really. I like _____ to markets, but just to look.
- 3 **A** _____ local food is the best way to learn about a culture. Don't you agree?
B I'm not really sure. _____ local people is also good.
- 4 **A** Are you worried about _____ sick when you travel abroad?
B Not really. I'm more concerned about _____ my passport!
- 5 **A** Do you think _____ on vacation would be fun?
B I do. _____ other people is a great thing to do.

B PAIR WORK Ask and answer the questions in Part A. Answer with your own information.

4 Speaking Travel talk

A Complete the questions with your own ideas. Use gerunds.

- Do you enjoy _____ when you're on vacation?
- Are you interested in _____ on vacation?
- Which is more interesting on vacation, _____ or _____?
- Are you ever concerned about _____ when you travel?
- As a tourist, is _____ important to you?
- _____?
- _____?



B GROUP WORK Discuss your questions. Ask and answer questions to get more information.

5 Keep talking!

Go to page 149 for more practice.

B Don't forget to ...

1 Interactions Preferences and reminders

A Where do you usually stay when you travel? A hotel? A youth hostel?

B  Listen to the conversation. What doesn't the guest need help with?

Then practice the conversation.

Clerk Can I help you?

Guest Yes. I'm looking for a room for two nights.

Clerk Do you have a reservation?

Guest No, I don't.

Clerk Let me see what we have. Would you like a single room or a double room?

Guest A single is fine. I only need one bed.

Clerk I can give you room 13A. Please sign here. And there's a free breakfast from 7:00 to 9:00.

Guest Oh, great. Thank you very much.

Clerk Here's your key. Do you need help with your bag?


Guest No, that's all right.

Clerk OK. Remember to leave your key at the front desk when you go out.

Guest No problem.

Clerk Enjoy your stay.



C  Read the expressions below. Complete each box with a similar expression from the conversation. Then listen and check your answers.

Asking about preferences

Would you prefer ... or ... ?

Would you rather have ... or ... ?

Reminding someone of something

Don't forget to ...

Let me remind you to ...

D Match the sentences and the responses. Then practice with a partner.

1 May I help you? _____

2 Would you like a single room? _____

3 Would you prefer a garden or an ocean view? _____

4 Please remember to lock your door at night. _____

5 Don't forget to check out by 11:00. _____

a. I don't know. Which one is cheaper?

b. Eleven? I thought it was by noon.

c. Actually, we need a double.

d. Yes. I have a reservation for one night.

e. I will. Thanks for the reminder.

2 Listening At a hostel

A  Listen to a backpacker check into a hostel. Complete the form with the correct information.

Sydney Backpackers

Type of room:
 single double triple dorm

Number of nights? _____

Bathroom? yes no Breakfast? yes no

Method of payment:
 cash credit card

Room number: _____



B  Listen again. Answer the questions.

- 1 Why doesn't she get a single room? _____
- 2 What time is breakfast? _____
- 3 What floor is her room on? _____
- 4 What does the receptionist remind her to do? _____

3 Speaking Role play

PAIR WORK Role-play the situation. Then change roles.

Student A: You want a room at a hotel. Student B is the clerk at the front desk. Circle your preferences. Then check in.

- You want a **single** / **double** room.
- You want to stay for **two** / **three** / **four** nights.
- You **want** / **don't want** your own bathroom.
- You **want** / **don't want** breakfast.

Student B: You are the clerk at the front desk of a hotel. Check Student A in. At the end, remind him or her of something.

B: Can I help you?

A: Yes, thank you. I'd like a room, please.

B: All right. Would you prefer a single or a double?


A: I'd prefer ...


B: How many nights would you like to stay?

A: ...

B: ... And please don't forget ...



I can ask about preferences. 

I can remind someone of something. 

C

Rules and recommendations

1 Vocabulary Extreme sports

A Label the pictures with the correct words. Then listen and check your answers.

bungee jumping
kite surfing

paragliding
rock climbing

skydiving
snowboarding

waterskiing
white-water rafting



1 _____



2 _____



3 _____



4 _____



5 _____



6 _____



7 _____



8 _____

B **PAIR WORK** Which sports would you consider trying? Which wouldn't you do? Why not? Tell your partner.

2 Conversation First-time snowboarder

A Listen to the conversation. Why does Sarah tell Kyle to stay in the beginners' section?

Kyle Hi. I'd like to rent a snowboard, please.

Sarah OK. Have you ever been snowboarding?

Kyle Um, no. But I've skied before.

Sarah Well, we offer lessons. You don't have to take them, but it's a good idea. You'll learn the basics.

Kyle All right. When is your next lesson?

Sarah At 11:00. You've got to complete this form here to sign up.

Kyle No problem. What else do I need to know?

Sarah After your lesson, you should stay in the beginners' section for a while. It's safer for the other snowboarders.

Kyle OK. Anything else?

Sarah Yes. You must wear a helmet. Oh, and you ought to wear sunscreen. The sun can be very strong.



B Listen to the conversation between Kyle and his instructor. Why is Kyle uncomfortable?

3 Grammar Modals for necessity and recommendations

Necessity	Recommendations
You must wear a helmet.	You'd better be back before dark.
You've got to complete this form.	You ought to wear sunscreen.
You have to listen to your instructor.	You should stay in the beginners' section.
Lack of necessity	You shouldn't go in the advanced section.
You don't have to take a lesson.	

A Circle the best travel advice. Then compare with a partner.

- 1 You **should** / **must** get a passport before you go abroad. Everybody needs one.
- 2 You **don't have to** / **'ve got to** visit every landmark. Choose just a few instead.
- 3 You **should** / **don't have to** book a hotel online. It's often cheaper that way.
- 4 You **ought to** / **shouldn't** get to your hotel too early. You can't check in until 2:00.
- 5 You **shouldn't** / **'d better** keep your money in a safe place. Losing it would be awful.
- 6 You **have to** / **should** pay for some things in cash. Many places don't take credit cards.
- 7 You **must** / **don't have to** show your student ID to get a discount. Don't forget it!
- 8 You **ought to** / **shouldn't** try some local food. It can be full of nice surprises!

B **PAIR WORK** What advice would you give? Complete the sentences with modals for necessity or recommendations. Then compare answers.

- 1 You _____ go paragliding on a very windy day.
- 2 You _____ have experience to go waterskiing.
- 3 You _____ have special equipment to go bungee jumping.
- 4 You _____ be in good shape to go kite surfing.

4 Pronunciation Reduction of verbs

A Listen and repeat. Notice the reduction of the modal verbs.

You've **got to** pay in cash. You **have to** check out by noon. You **ought to** try the food.

B **PAIR WORK** Practice the sentences in Exercise 3. Reduce the modal verbs.

5 Speaking Rules of the game

A **GROUP WORK** Choose an extreme sport from Exercise 1. What rules do you think there are? What recommendations would you give to someone who wanted to try it?

- A: You must sign a form before you go bungee jumping.
 B: Yeah. And you should wear a helmet.
 C: Oh, and you shouldn't be afraid.

B **CLASS ACTIVITY** Share your ideas.



6 Keep talking!

Go to page 150 for more practice.

Seeing the sights

1 Reading

A Do you ever read food or travel blogs? Do you ever watch food or travel TV shows?

B Read the blog. Write the headings above the correct paragraphs.

A Delicious Dinner

Juice Break

The Market

Sweet Shop



A TASTE OF CAIRO

Cookbook author Arlen Gargagliano is always looking for new travel experiences. Join her on her blog as she takes a food tour of Cairo, Egypt.

1:45 p.m.
Today I walked through the narrow streets of a famous Cairo market. There were many areas to explore, but my favorite was the spice market. Each shop had huge containers of colorful spices. I bought a bag of mixed spices for a friend and some dark henna to dye my hair red!

3:15 p.m.
I stopped for one of my favorite drinks – sugar cane juice! A man took pieces of sugar cane, put them in a machine, and made juice. He gave me a glass of the juice, and I drank it quickly. It was sweet and delicious! It gave me lots of energy.

6:30 p.m.
I ate dinner at the Abou el Sid restaurant. I tried several appetizers. My two favorites were a creamy bean dish in a spicy sauce and fried eggplant with garlic. I had them with fresh flatbread. I also tried a famous Egyptian dish made with a green vegetable. I want to live in this place!

8:00 p.m.
Before walking back to the hotel, I made one last stop at a place that sells wonderful Egyptian sweets in el Hussein Square. It was busy, but I sat down and ordered a cup of tea and *basbousa*, a kind of cake made with semolina and sugar syrup. It was out of this world!

C Read the blog again. Write the initials of the blog headings (D, J, M, or S) in which Arlen did the activities below. (More than one answer is possible.)

- | | | |
|-----------------------|-----------------------------|--------------------------|
| 1 ate a meal _____ | 3 drank something _____ | 5 saw spices _____ |
| 2 bought a gift _____ | 4 had something sweet _____ | 6 tried vegetables _____ |

D **PAIR WORK** Would you enjoy a tour like this? Why or why not? Discuss your ideas.

2 Writing A walking tour

- A PAIR WORK** Choose a topic for an interesting walking tour in your town or city. Use one of the topics below or your own idea.

architecture and design	historical sights	parks and nature
food and drink	nightlife	shopping

- B PAIR WORK** Write a description of your walking tour.

Historic Old San Juan

To really learn about the history of Puerto Rico, you have to walk through Old San Juan. You should start your walking tour at the city walls. Follow these walls along the sea to San Juan Gate, which was built around 1635. Go through the gate, turn right, and walk uphill. At the end of the street you can see La Fortaleza ...



La Fortaleza
Old San Juan, Puerto Rico

- C GROUP WORK** Present your tour to another pair. Did you include any of the same places?

3 Listening An adventure tour

- A** Listen to a guide talk to some tourists before a Grand Canyon rafting trip. What does the guide tell the tourists to do? Check (✓) the correct answers.

- | | | |
|---|---|--|
| <input type="checkbox"/> wear a safety vest | <input type="checkbox"/> wear sunscreen | <input type="checkbox"/> bring your cell phone |
| <input type="checkbox"/> drink a lot of water | <input type="checkbox"/> wear a hat | <input type="checkbox"/> wear a swimsuit |
| <input type="checkbox"/> bring water | <input type="checkbox"/> leave your camera | <input type="checkbox"/> wear tennis shoes |
| <input type="checkbox"/> bring food | <input type="checkbox"/> bring plastic bags | <input type="checkbox"/> listen to your guide |

- B** Listen again. Are the statements true or false? Write T (true) or F (false).

- The most important thing to remember is to have fun. _____
- The tourists need to wear safety vests at all times on the raft. _____
- There is no eating or drinking allowed. _____
- The tourists shouldn't leave their phones on the bus. _____

4 Speaking Dream trip

- A** Imagine you can go anywhere in the world for three weeks. Answer the questions.

- What kind of trip are you interested in taking?
- What places would you like to visit? Why?
- What would you like to do in each place?
- How long do you plan to spend in each place?
- How can you get from place to place?

- B PAIR WORK** Tell your partner about your dream trip. Ask and answer questions for more information.



Wrap-up

1 Quick pair review

Lesson A Test your partner!

Say four vacation activities. Can your partner use the gerund form of the phrase in a sentence correctly? You have three minutes.

A: See wildlife.

B: I'm not interested in seeing wildlife on vacation.

Lesson B Give your opinion!

Ask your partner which vacation he or she prefers from each pair of pictures. Then remind your partner to do or take something on the trip. Take turns. You have two minutes.



A: Would you prefer going to an island or to the mountains?

B: I'd prefer going to an island.

A: OK. Remember to take sunscreen.

Lesson C Brainstorm!

Make a list of extreme sports people do in the water, in the air, and on land. How many do you know? You have one minute.

Lesson D Guess!

Describe your dream trip to your partner, but don't say where it is. Can your partner guess where it is? Take turns. You have two minutes.

2 In the real world

Go online and find recommendations in English for people who want to try a new sport. Use one of the sports below or your own idea. Then write about it.

sandboarding

downhill mountain biking

base jumping

bodyboarding

Sandboarding

Sandboarding is like snowboarding, but you do it on sand, not snow. You must have a sandboard for this sport. You should wear glasses so that you don't get sand in your eyes.

Finding out more

A Read the chart. Then add two more.

Find someone who ...	Name	Extra information
is saving money for something special		
is in a good mood today		
has one brother and one sister		
is reading an interesting book		
wants to get a pet		
is taking a different class		
works on weekends		
thinks English is fun		
hates to talk on the phone		



B **CLASS ACTIVITY** Find classmates who do or are doing each thing in Part A. Write their names.

Ask questions for more information.

A: Are you saving money for something special?

B: Yes, I am.


A: Oh, really? What do you want to buy?

C **CLASS ACTIVITY** Share the most interesting information.

Similar behaviors

A Write your answers to the questions in the chart.

Questions	Me	Name: _____
1 What do you do when you can't sleep at night?		
2 What do you do if you forget to do your homework?		
3 When you feel really happy about something, what do you do?		
4 What do you do if someone tells you something that isn't true?		
5 If a friend calls you and you don't want to talk, what do you do?		
6 What do you do when you are extremely angry at someone?		



B **PAIR WORK** Interview your partner. Complete the chart with his or her answers.

A: What do you do when you can't sleep at night?


B: I usually read a book. How about you?

A: When I can't sleep at night, I always listen to music.

C **PAIR WORK** Compare your information. Do any of your partner's answers surprise you? Do you and your partner have any similar behaviors?

What was happening?

- A** Look at this picture for two minutes. What was happening when it started to rain?
Try to remember as many details as you can.





- B PAIR WORK** Cover the picture. Ask the questions and answer with the information you remember.
- 1 Where was the couple sitting when the rain started? What were they doing?
 - 2 What was the police officer holding? What was she wearing?
 - 3 What was the name of the café? What was on the café table?
 - 4 What was the waiter holding? Where was he standing?
 - 5 What was the young boy holding? What was he watching on TV?
 - 6 What was the taxi driver doing? What was the name of the cab company?
- C PAIR WORK** Check your answers. How many answers did you remember correctly?


How does it end?

- A PAIR WORK** Imagine you are the people in one of the sets of pictures below. Tell a story that explains what happened. Choose your own ending to the story.

Story 1



Story 2



- B GROUP WORK** Tell your story to another pair. Can they think of another ending to your story?
Which ending do you like better?


"This really happened to us. We were driving down the road in our car. The weather was very nice, and we were enjoying the ride. We were going to our friend's house. We had a map, but suddenly . . ."

- C CLASS ACTIVITY** Share your stories. Vote on the best one.

Then and now

Student A

- A PAIR WORK** You and your partner have pictures of Chuck. You have an old picture of what he used to look like, and your partner has a new picture of what he looks like now. Describe Chuck to find the differences between then and now.



Chuck – then

A: Chuck used to have long black hair.

B: He doesn't have long hair now.

A: So that's different. He used to . . .

- B PAIR WORK** You and your partner have pictures of Amy. You have a new picture of what she looks like now, and your partner has an old picture of what she used to look like. Describe Amy to find the differences between then and now.



Amy – now

Then and now

Student B

- A PAIR WORK** You and your partner have a picture of Chuck. You have a new picture of what he looks like now, and your partner has an old picture of what he used to look like. Describe Chuck to find the differences between then and now.



Chuck - now

A: Chuck used to have long black hair.

B: He doesn't have long hair now.

A: So that's different. He used to ...

- B PAIR WORK** You and your partner have pictures of Amy. You have an old picture of what she used to look like, and your partner has a new picture of what she looks like now. Describe Amy to find the differences between then and now.



Amy - then

What's hot?

A PAIR WORK Write your own example of each thing in the chart.

Give an example of ...	Me	Name: _____
something which looks tacky on young people		
an area of town that's extremely trendy		
a store that's very popular with young people		
a male celebrity who's really fashionable		
a female celebrity who's very glamorous		
a fashion trend that was very weird		
a fashion that you really like		
someone that has influenced fashion		



B PAIR WORK Interview your partner. Complete the chart with his or her answers.

A: What is something which you think looks tacky on young people?

B: Well, I don't like those big sunglasses that some young girls wear.
I think they're tacky.

C CLASS ACTIVITY Compare your information. Do you agree with everyone's opinion?

Why or why not?

A: I think ... is a celebrity who's very glamorous.

B: Really? I think her clothes are kind of weird.

C: I like most of the clothes that she wears. I think she has a lot of style.

I've never . . .

A Write examples of things you've never done.



a sport I've never played:



a TV show I've never watched:



a food I've never eaten:



a famous movie I've never seen:



a restaurant I've never been to:



a place I've never visited:

B **GROUP WORK** Tell your group about the things you've never done. Ask and answer questions for more information.

A: I've never played cricket.

B: Yeah, that's not popular here at all.

C: I've never played basketball.


D: You're kidding! Never? Not even in school?

C **CLASS ACTIVITY** Share your information. Which answers surprised you the most?

No kidding!

A Add two more questions about experiences to the chart.

Have you ever ... ?	Me	Name: _____
seen a solar eclipse		
watched three movies in one day		
gone swimming in the rain		
gotten a postcard from overseas		
cooked a vegetarian dinner		
seen a shooting star		
had a really bad haircut		
forgotten to pay an important bill		
eaten in a French restaurant		
lost something very special to you		



a solar eclipse



a shooting star

B PAIR WORK Interview your partner. Complete the chart with his or her answers.

A: Have you ever seen an eclipse?

B: Yes, I have. I saw a solar eclipse once.

A: No kidding! When did you see it?

C Share the most interesting information.

Impressive places

Student A

A You and your partner have information about impressive places. Do you know the answers to the questions on the left? Circle your guesses.

1 Which is taller?

- a. Eiffel Tower
(Paris, France)
- b. CN Tower
(Toronto, Canada)



a. 300.5 meters tall



b. _____ meters tall

2 Which is longer?

- a. Golden Gate Bridge
(San Francisco, the U.S.A.)
- b. Harbor Bridge
(Sydney, Australia)




a. _____ meters long



b. 1,149 meters long

3 Which is bigger?

- a. Red Square
(Moscow, Russia)
- b. Tiananmen Square
(Beijing, China)



a. 23,100 square meters



b. _____ square meters

4 Which has more riders?

- a. São Paulo subway system
(Brazil)
- b. London subway system
(the U.K.)



a. _____ riders a day



b. 4,250,000 riders a day

B PAIR WORK Ask and answer questions to fill in the missing information. Then check (✓) the correct answers in Part A.

How tall is . . . ?

How long is . . . ?

How big is . . . ?

How many riders does . . . have?

Saying large numbers

100.2

“one hundred point two”

3,456

“three thousand four hundred (and) fifty-six”

78,900

“seventy-eight thousand nine hundred”

120,000

“one hundred (and) twenty thousand”

3,450,000

“three million four hundred (and) fifty thousand”

C CLASS ACTIVITY How many of your guesses were correct? Can you make more comparisons?

Planning a visit

A PAIR WORK Imagine that a friend from another country is planning to visit you and asks you the questions in the email below. Discuss your responses.

Reply
Forward

To: Beth <bettybeth@email.com>
From: Jane <jgal@email.com>
Date: March 17
Subject: Re: Planning my trip . . .

Hey!
 Before I visit, I have some questions for you:

- What's the best way to travel around? Is it the fastest? Is it the cheapest?
- Which part of town has the best nightlife? When is the best time to go out?
- What's the most popular place for a tourist to visit? Have you been there?
- What's the most interesting traditional food to try? Where should I try it?
- What would make a nice day trip? Is it easy to get to?
- What's the best museum? What's it like? Should I go there?
- Which time of year has the nicest weather? Which has the worst?

I'm sorry that I'm asking so many questions. I'm just very excited, and I want to plan as much as I can!

Thanks in advance for the information. See you soon!

Take care,
 Jane

A: The best way to travel around is by subway.

B: I think it's better to go by bus. It's faster than the subway.

B GROUP WORK Share your ideas with another pair. Do you have similar answers?



Impressive places

Student B

A You and your partner have information about impressive places. Do you know the answers to the questions on the left? Circle your guesses.

1 Which is taller?

- a. Eiffel Tower
(Paris, France)
- b. CN Tower
(Toronto, Canada)



a. _____ meters tall



b. 553.3 meters tall

2 Which is longer?

- a. Golden Gate Bridge
(San Francisco, the U.S.A.)
- b. Harbor Bridge
(Sydney, Australia)




a. 2,737 meters long



b. _____ meters long

3 Which is bigger?

- a. Red Square
(Moscow, Russia)
- b. Tiananmen Square
(Beijing, China)



a. _____ square meters



b. 440,000 square meters

4 Which has more riders?

- a. São Paulo subway system
(Brazil)
- b. London subway system
(the U.K.)



a. 3,500,000 riders a day



b. _____ riders a day

B PAIR WORK Ask and answer questions to fill in the missing information. Then check (✓) the correct answers in Part A.

How tall is ... ?

How long is ... ?

How big is ... ?

How many riders does ... have?

Saying large numbers

100.2

“one hundred point two”

3,456

“three thousand four hundred (and) fifty-six”

78,900

“seventy-eight thousand nine hundred”

120,000

“one hundred (and) twenty thousand”

3,450,000

“three million four hundred (and) fifty thousand”

C CLASS ACTIVITY How many of your guesses were correct? Can you make more comparisons?

The next two weeks

Student A


A Complete the calendar for next week and the week after it with the correct dates and any plans you have.

Next week:

Sunday	Monday	Tuesday	Wednesday	Thursday	Friday	Saturday

The week after next:

Sunday	Monday	Tuesday	Wednesday	Thursday	Friday	Saturday



B PAIR WORK Ask and answer questions about your plans. Find a time to do something together.

A: What are you doing next Thursday afternoon?

B: Oh, I have my karate lesson then. What are you doing the day after that?

A: Nothing. Do you want to get together?

C GROUP WORK Tell another pair about the plans you made in Part B. Invite them to join you.

Are they free?

A: Barry and I are getting together on Friday.

B: We're meeting at Mr. Freeze for some ice cream. Do you want to join us?

C: I'm sorry, but I can't. I have a job interview on Friday.




D: I'm not free, either. I have to go grocery shopping.

A helping hand

A PAIR WORK Imagine you're the people in the pictures. Role-play the situations.

Student A: Ask Student B for a favor.

Student B: Agree to Student A's request. Offer to help, and continue the conversation.



A: Could you do me a favor? Could you please take my picture?

B: No problem. I'll take it for you.

B PAIR WORK Change roles. Role-play the new situations.



C PAIR WORK Ask each other for two more favors.

Left brain / right brain

A PAIR WORK Interview your partner. Check (✓) his or her answers.

Left Brain vs. Right Brain Do you use your right or left brain more often? Try this fun quiz and find out.

1 How do you remember things?
 a. with words
 b. with pictures
 c. both

2 Which can you remember easily?
 a. names
 b. faces
 c. both

3 Which math subject do you like?
 a. algebra
 b. geometry
 c. both

4 How do you like to work in class?
 a. alone
 b. in groups
 c. both

5 How do you like to study alone?
 a. quietly
 b. with music playing
 c. both

6 Which activity do you enjoy?
 a. writing
 b. drawing
 c. both

7 What kinds of tests do you like?
 a. multiple choice
 b. essay
 c. both

8 How do you like things explained to you?
 a. with words
 b. with actions
 c. both

9 What do you use to make decisions?
 a. the facts
 b. my experience
 c. both

10 How do you like to solve problems?
 a. one at a time
 b. at the same time
 c. both

11 How do you manage your time?
 a. very carefully
 b. not very carefully
 c. both

12 Which animals do you like?
 a. dogs
 b. cats
 c. both

Source: library.thinkquest.org


B PAIR WORK Score your partner's answers. Is he or she left-brained or right-brained? (More *c* answers or the same number of *a* and *b* answers means your partner has traits for both.)

More <i>a</i> answers: Left-brained	More <i>b</i> answers: Right-brained
More verbal than visual	More visual than verbal
Likes to do things step by step	Likes to do things at the same time
Very organized	Not always organized
Follows rules without questioning	Often asks why
Strong sense of time	Little sense of time
Learns by seeing	Learns by doing
Uses few gestures when talking	Talks with hands
Listens to what is said	Listens to how something is said

C GROUP WORK Do your results in Part B describe you well? What do you think your results say about your personality?

People on my mind

A Write the name of someone you know for each description. Then think about answers to the questions.



Someone I miss very much:

- How long have you known this person?
- When did you last see him or her?
- When will you see each other again?



Someone who gave me a special gift:

- What was the gift?
- How long have you had it?
- What made the gift special?



Someone I'd like to know better:

- How long have you known this person?
- When was the last time you spoke?
- What's he or she like?



Someone I've admired since I was a child:

- When did you first meet this person?
- What do you admire about him or her?
- Do you share any of the same qualities?

B PAIR WORK Interview your partner about each person. Ask questions for more information.

A: Who is someone you miss very much?

B: I miss my grandmother very much.

A: How long have you known her?

B: I've known her since I was born! But I haven't seen her since April.

A green quiz

A PAIR WORK Interview your partner. Circle his or her answers.

HOW GREEN ARE YOU?
Try this quiz to find out.

1 You're leaving for the weekend, but you're not taking your computer. What do you do?

- Put it to "sleep."
- Shut it down.
- Turn it off and unplug it.



5 You're buying a magazine, and the cashier starts to put it in a bag. What do you do?

- Take the bag and throw it away later.
- Take the bag, but reuse it.
- Just take the magazine.



2 You're planning to go to a movie with several friends. What do you do?

- Go in separate cars.
- Meet and go in one car.
- Take public transportation.



6 You have some old, unused medicine that you don't need. What do you do?

- Flush it down the toilet.
- Throw it in the garbage.
- Return it to a pharmacy.



3 You're walking and you see some empty bottles on the sidewalk. What do you do?

- Leave the bottles there.
- Put them in a garbage can.
- Put them in a recycling bin.



7 You're making a salad and realize you don't have enough lettuce. What do you do?

- Get any lettuce at the nearest store.
- Buy organic lettuce at a farmer's market.
- Pick some lettuce from your own garden.



4 Your school has water fountains for people to drink from. What do you do?

- Buy bottled water instead.
- Drink directly from the water fountains.
- Fill up your own water bottle.



8 A company in your neighborhood is harming the environment. What do you do?

- Nothing.
- Tell your friends.
- Write a letter to the local newspaper about it.



B PAIR WORK Score your partner's answers. How green is he or she? Are the results accurate?



- | | |
|----------------------|---|
| a answers = 0 points | 11–16 Congratulations! You lead a very green life. |
| b answers = 1 point | 6–10 You're green in some ways, but not in others. |
| c answers = 2 points | 0–5 You're not very green. It's not too late to change! |

C PAIR WORK What other things do you do to help the environment? Tell your partner.

Be an optimist!

A PAIR WORK Add two situations to the chart. Then discuss what will, could, or might happen in each situation. Take notes.

If we . . . ,	we will . . .	we might . . .
eat too much fast food		
spend all day at the beach		
use cell phones in class		
read the news every day		
never study English		
watch too much TV		
don't get enough sleep		
spend too much time online		




A: What do you think will happen if we eat too much fast food?

B: If we eat too much fast food, we'll gain weight.

B GROUP WORK Share your ideas with another pair. Which ideas are the best? Do you have any other ideas?

What to do?

A **GROUP WORK** Imagine you have one of the relationship problems below. Your group gives you advice. Take turns.




My friend texts me constantly and then gets angry if I don't answer right away. Is it important to answer every text? I'm not sure what to do about this. I prefer to communicate by phone.



My sister has a new hairstyle, and I think it looks pretty awful. I don't really want to criticize her, but I think it's a good idea to say something to her. But what exactly do I say?



My co-worker won't talk to me. She says I gossiped about her. I guess I did, but it wasn't anything serious. It feels like she's judging me. I hope she can forgive me. After all, we need to work together.



My classmate always tries to copy my answers when we are taking tests or working on our own. It makes me angry. I don't want the teacher to think I'm cheating, too. Should I tell my teacher?

A: My friend texts me constantly and then ...

B: It's not important to answer every text. Just ignore them.

C: But it's not good to ignore them. Say something to your friend about it.

D: That's good advice. It's also a good idea to ...


B **GROUP WORK** Which advice was the best? Why? Tell your group.

"Maria gave the best advice. It's important to tell the truth."

C **GROUP WORK** Have you ever given relationship advice to someone? Who? What was the advice? Tell your group.

What do you think?

A PAIR WORK Look at the picture. Make one speculation about each person. Use *must*, *could*, *can't*, *may*, or *might*.





A: Diego is buying a dress, but it can't be for his wife. It's too small.

B: Right. He might be buying it for his daughter.

A: Yeah. And he must be rich. The store looks very expensive.

- B GROUP WORK** Compare your speculations with another pair. Did you make any of the same ones?

Reflections

A CLASS ACTIVITY Find classmates who answer “yes” to each question. Write their names and ask questions for more information.

Questions	Name	Extra information
1 Have you ever eaten an entire pizza by yourself?		
2 Do you learn better by studying in a group than by yourself?		
3 Did you teach yourself how to cook?		
4 Do you see yourself living in another country in five years?		
5 Have you ever traveled anywhere by yourself?		
6 Would you like to change something about yourself?		
7 Have you ever lived by yourself?		
8 Do you know someone who taught himself or herself a foreign language?		



A: Have you ever eaten an entire pizza by yourself?

B: Yes, I have!

A: Wow! That's a lot of pizza. What kind of pizza was it?

B: It had cheese, pepperoni, onions, and peppers on it.



B Share your information. What's the most interesting thing you learned? Who else in the class answered “yes” to each question?

Imagine that!

A Guess your partner's answers to the questions. Write your guesses in the chart.

Questions	My guesses	My partner's answers
1 What would you do if you saw your favorite celebrity?		
2 What would you do if your best friend moved to another country?		
3 How would you feel if someone brought up something embarrassing about you at a party?		
4 What would you do if you broke something expensive in a store?		
5 Where would you go if you had one week to travel anywhere in the world?		
6 What would you do if a friend borrowed some money from you and then didn't pay you back?		
7 What would you do if your grades in this class suddenly dropped?		

B PAIR WORK Interview your partner. Complete the chart with his or her answers. How many of your partner's answers did you guess correctly?



C CLASS ACTIVITY Do any of your partner's answers surprise you? Would you and your partner do any similar things? Tell the class.

Facts and opinions

A GROUP WORK Add two sets of questions about music to the list. Then discuss the questions. Ask follow-up questions to get more information.

- 1 What bands were formed in the 1960s? '70s? '80s? '90s? What was their music like?
- 2 What male singer do you think has a nice-sounding voice? What female singer?
- 3 What well-known singers or bands do you not like very much? Why not?
- 4 Were any record-breaking hits released last year? What did you think of the songs?
- 5 Was any truly awful music released in the past few years? What made it so terrible?
- 6 What was the last music awards show you saw on TV? Who was on it?
- 7 Who are the best-selling singers from your country? Do you enjoy their music?
- 8 What are some easily learned songs in your native language? Do you know all the words?
- 9 _____ ? _____ ?
- 10 _____ ? _____ ?



The Rolling Stones, 1960s



ABBA, 1970s



R.E.M., 1980s



The Spice Girls, 1990s

A: The Rolling Stones were formed in the 1960s.

B: How was their music?

A: Their music was fantastic. It still is.


C: Can you name the band members?

B CLASS ACTIVITY Share any interesting information.

Find the differences

Student A

You and your partner have pictures of Monica and Victor, but they aren't exactly the same. Ask questions with *yet* to find the differences. Circle the items that are different.



see a movie



get a new TV



download a song



send a text



buy a video game



sing a song

A: Have Monica and Victor seen a movie yet?


B: No, they haven't. In my picture, they haven't seen it yet. They're going inside.

A: So that's different. In my picture, they're leaving the movie theater.

Find the differences

Student B

You and your partner have pictures of Monica and Victor, but they aren't exactly the same. Ask questions with *yet* to find the differences. Circle the items that are different.



see a movie



get a new TV



download a song



send a text



buy a video game



sing a song

A: Have Monica and Victor seen a movie yet?


B: No, they haven't. In my picture, they haven't seen it yet. They're going inside.

A: So that's different. In my picture, they're leaving the movie theater.

Travel partners

A Add three questions about travel preferences to the chart. Then check (✓) your answers.

When you travel, . . .		Me		Name: _____	
		Yes	No	Yes	No
1	do you like being in a large group?	<input type="checkbox"/>	<input type="checkbox"/>	<input type="checkbox"/>	<input type="checkbox"/>
2	are you interested in meeting new people?	<input type="checkbox"/>	<input type="checkbox"/>	<input type="checkbox"/>	<input type="checkbox"/>
3	is saving money important to you?	<input type="checkbox"/>	<input type="checkbox"/>	<input type="checkbox"/>	<input type="checkbox"/>
4	do you like trying new foods?	<input type="checkbox"/>	<input type="checkbox"/>	<input type="checkbox"/>	<input type="checkbox"/>
5	is asking directions embarrassing to you?	<input type="checkbox"/>	<input type="checkbox"/>	<input type="checkbox"/>	<input type="checkbox"/>
6	do you like knowing your schedule in advance?	<input type="checkbox"/>	<input type="checkbox"/>	<input type="checkbox"/>	<input type="checkbox"/>
7	is camping more fun than staying in hotels?	<input type="checkbox"/>	<input type="checkbox"/>	<input type="checkbox"/>	<input type="checkbox"/>
8	do you enjoy shopping for souvenirs?	<input type="checkbox"/>	<input type="checkbox"/>	<input type="checkbox"/>	<input type="checkbox"/>
9	do you like big cities?	<input type="checkbox"/>	<input type="checkbox"/>	<input type="checkbox"/>	<input type="checkbox"/>
10	do you like going to clubs?	<input type="checkbox"/>	<input type="checkbox"/>	<input type="checkbox"/>	<input type="checkbox"/>
11	is seeing everything possible important to you?	<input type="checkbox"/>	<input type="checkbox"/>	<input type="checkbox"/>	<input type="checkbox"/>
12		<input type="checkbox"/>	<input type="checkbox"/>	<input type="checkbox"/>	<input type="checkbox"/>
13		<input type="checkbox"/>	<input type="checkbox"/>	<input type="checkbox"/>	<input type="checkbox"/>
14		<input type="checkbox"/>	<input type="checkbox"/>	<input type="checkbox"/>	<input type="checkbox"/>



B PAIR WORK Interview your partner. Complete the chart with his or her answers.

C PAIR WORK Compare your answers. Would you make good travel partners? Why or why not?

A: We wouldn't make good travel partners. You like being in a large group. I don't.

B: Yes, but we're both interested in meeting new people.

A: Well, that's true. And saving money is important to us.

A backpacking trip

- A PAIR WORK** Imagine someone is planning a two-week backpacking trip to your country. What rules and recommendations would you give for each category? Take notes.

Packing	Communication
Health and safety	Places to stay
Transportation	Money
Food	Other



- B GROUP WORK** Share your ideas with another pair. Did you have any of the same rules or recommendations? Can you think of any other rules or recommendations?

A: You shouldn't pack too many clothes.
 B: Yes, but you have to have enough clothes!
 C: Also, you ought to bring your cell phone.

Irregular verbs

Base form	Simple past	Past participle
be	was, were	been
become	became	become
break	broke	broken
build	built	built
buy	bought	bought
choose	chose	chosen
come	came	come
do	did	done
draw	drew	drawn
drink	drank	drunk
drive	drove	driven
eat	ate	eaten
fall	fell	fallen
feel	felt	felt
fly	flew	flown
forget	forgot	forgotten
get	got	gotten
give	gave	given
go	went	gone
hang	hung	hung
have	had	had
hear	heard	heard
hold	held	held
know	knew	known
leave	left	left

Base form	Simple past	Past participle
lose	lost	lost
make	made	made
meet	met	met
pay	paid	paid
put	put	put
read	read	read
ride	rode	ridden
run	ran	run
say	said	said
see	saw	seen
sell	sold	sold
send	sent	sent
sing	sang	sung
sit	sat	sat
sleep	slept	slept
speak	spoke	spoken
spend	spent	spent
stand	stood	stood
swim	swam	swum
take	took	taken
teach	taught	taught
think	thought	thought
wear	wore	worn
win	won	won
write	wrote	written

Adjective and adverb formations

Adjectives	Adverbs
agreeable	agreeably
amazing	amazingly
ambitious	ambitiously
angry	angrily
brave	bravely
careful	carefully
confident	confidently
considerate	considerately
creative	creatively
curious	curiously
decisive	decisively
disagreeable	disagreeably
dishonest	dishonestly
early	early
easy	easily
enthusiastic	enthusiastically
extreme	extremely
fair	fairly
fashionable	fashionably
fast	fast
fortunate	fortunately
glamorous	glamorously
good	well
hard	hard
honest	honestly

Adjectives	Adverbs
immature	immaturely
impatient	impatiently
inconsiderate	inconsiderately
indecisive	indecisively
interesting	interestingly
late	late
lucky	luckily
mature	maturely
nervous	nervously
optimistic	optimistically
patient	patiently
quick	quickly
rare	rarely
reliable	reliably
sad	sadly
serious	seriously
similar	similarly
strange	strangely
stubborn	stubbornly
sudden	suddenly
surprising	surprisingly
unfair	unfairly
unfortunate	unfortunately
unreliable	unreliably
wise	wisely

Answer Key

Unit 7 Lesson D (page 71)

Listening

This personality test is just for fun. Don't take the answers too seriously!

- 1 This person is the most important person in your life.
- 2 If you see a big animal, you think you have big problems.
- 3 If you have a big house, you are very ambitious.
- 4 If the door is open, you're happy for people to visit anytime. If it's closed, you prefer people to call first.
- 5 If there is food or flowers on the table, you are very optimistic.
- 6 If the material is strong (like metal or plastic), you have a strong relationship with the person in number 1.
- 7 If you keep the cup, you want to keep a good relationship with the person in number 1.

Credits

The authors and publishers acknowledge the following sources of copyright material and are grateful for the permissions granted. While every effort has been made, it has not always been possible to identify the sources of all the material used, or to trace all copyright holders. If any omissions are brought to our notice, we will be happy to include the appropriate acknowledgements on reprinting and in the next update to the digital edition, as applicable.

Photography

All the photographs are sourced from Getty Images.

U1: Steve Debenport/E+; Hero Images; PeopleImages/DigitalVision; sturti/E+; Kwanchai Lerttanapunyaporn/EyeEm; ArisSu/iStock/Getty Images Plus; bonniej/E+; Tim Hall/Cultura; Lee Pettet/Stockbyte; Ca-ssis/iStock/Getty Images Plus; kali9/E+; studo58/iStock/Getty Images Plus; Peter Zvonar/Moment Open; paylessimages/iStock/Getty Images Plus; Caiaimage/Sam Edwards; James Griffiths Photography/iStock/Getty Images Plus; David Buffington/Photographer's Choice; 9wut/iStock/Getty Images Plus; trekandshoot/iStock/Getty Images Plus; Design Pics/Craig Tuttle; Chris Ryan/OJO Images; Rob Lewine; Maksim Kamyshanskii/iStock/Getty Images Plus; winhorse/iStock/Getty Images Plus; JGI/Jamie Grill/Blend Images; Livia Fernandes - Brazil./Moment; Imgorthand/E+; BONNINSTUDIO/iStock/Getty Images Plus; ColorBlind Images/The Image Bank; quavondo/E+; **U2:** Blend Images - KidStock/Brand X Pictures; Geber86/E+; KatarzynaBialasiewicz/iStock/Getty Images Plus; PeopleImages/E+; Eric Audras/ONOKY; Tetra Images; groveb/iStock/Getty Images Plus; KiraVolkov/iStock/Getty Images Plus; Paul Bradbury/OJO Images; Erik Dreyer; Caiaimage/Tom Merton; Peter Dazeley/Photographer's Choice; Buena Vista Images/DigitalVision; PeopleImages/DigitalVision; George Doyle/Stockbyte; Lew Robertson/Corbis; ©David J Spurdens; Fuse; Juanmonino/E+; Jupiterimages/The Image Bank; Frank Fell/robertharding; cirano83/iStock/Getty Images Plus; Peter Dazeley/Photographer's Choice; MASSIVE/Stone; Image Source/DigitalVision; Peter Dazeley/Photographer's Choice; **U3:** Hoxton/Tom Merton; Eamonn McCormack/BFC/Getty Images Entertainment; Jake Curtis/Iconica; Lorado/E+; castillodominici/iStock/Getty Images Plus; Peter Dazeley/Photographer's Choice; Trinette Reed; Tvi Nguyen/EyeEm; Chauncey James/EyeEm; Dirk Saeger/EyeEm; CraigRJD/iStock/Getty Images Plus; Yagi Studio/DigitalVision; Nemia Walter/EyeEm; Phil Boorman/Cultura; Christophel Fine Art/UIG via Getty Images; The Art Collector/Print Collector; Brandon Colbert Photography/Moment; istanbulimage/E+; yasinguneysu/iStock/Getty Images Plus; ksevgi/iStock/Getty Images Plus; stuartbur/iStock/Getty Images Plus; nortongo/iStock/Getty Images Plus; NAKphotos/iStock/Getty Images Plus; Kay-Paris Fernandes/WireImage; Tetra Images; andresr/E+; Indeed; Mimi Haddon/DigitalVision; Morsa Images/DigitalVision; PeopleImages/E+; photosindia; fotostorm/E+; feedough/iStock/Getty Images Plus; Viktoria Ovcharenko/iStock/Getty Images Plus; FangXiaNuo/E+; Michele Quattrin; mQn Photography/Moment; soleg/iStock/Getty Images Plus; Vincent Besnault/Photographer's Choice; Fabrice LEROUGE/ONOKY; **U4:** RelaxFoto.de/E+; Graiki/Moment; Alexander Jackson/EyeEm; Ben Edwards/The Image Bank; gpointstudio/iStock/Getty Images Plus; guruXOOX/iStock/Getty Images Plus; TAGSTOCK1/iStock/Getty Images Plus; kali9/E+; Ivanko_Brnjakovic/iStock/Getty Images Plus; andresr/iStock/Getty Images Plus; Macduff Everton/The Image Bank; Cultura RM Exclusive/Frank and Helena; Martin Harvey/Photolibrary; Christian Kober/robertharding; Paul Poplis/Photolibrary; Ron Watts/All Canada Photos; Darryl Leniuk/The Image Bank; Carso80/iStock Editorial/Getty Images Plus; massimo colombo/Moment; Stewart Cohen/Blend Images; James Osmond/Photolibrary; kimkole/iStock/Getty Images Plus; PeopleImages/DigitalVision; LWA/Dann Tardif/Blend Images; StockFood; James Bruntz/Moment; Trinette Reed/Blend Images; Ricardo Liberato/Moment; DAVID NUNUK/Science Photo Library; Carlos Fernandez/Moment; **U5:** Photographer Henna Malik/Moment; Ibon Bastida/EyeEm; Dan77/iStock/Getty Images Plus; Guillaume CHANSON/Moment; Mark Miller Photos/DigitalVision; Lauren Bates/Moment Unreleased; Patricia Hamilton/Moment; Ilan Shacham/Moment; Tina Llorca/EyeEm; QQ7/iStock/Getty Images Plus; Pley/iStock/Getty Images Plus; David Madison/Corbis; Kadshah Nagibe/EyeEm; De Agostini Picture Library; Alexander Spatari/Moment; Christophe Launay/Aurora; JAWOC/AFP; Fuse; Marka/Universal Images Group; Santiago Urquijo/Moment; Ivan_off/iStock/Getty Images Plus; Alexander Bennett/EyeEm; Tunach/iStock/Getty Images Plus; grebcha/iStock/Getty Images Plus; Reinhard Dirscherl/WaterFrame; View Stock; IndiaPictures/Universal Images Group; JaySi/iStock/Getty Images Plus; Michele Falzone/The Image Bank; Jason Maehl/Aurora; Torresigner/iStock/Getty Images Plus; DeAgostini/G. SIOEN; Andrew Watson/The Image Bank; halecr/E+; Arctic-Images/Corbis Documentary; Tammy616/iStock/Getty Images Plus; Kodiak Greenwood/The Image Bank; Antonello/Moment Open; Matteo Colombo/DigitalVision; Roberto Machado Noa/LightRocket; Justin Sullivan/Getty Images News; xavierarnau/E+; DEA/W. BUSS/De Agostin; Lintao Zhang/Getty Images Entertainment; Victor Moriyama/Getty Images News; Photography taken by Mario Gutiérrez./Moment; Medioimages/Photodisc; **U6:** denozy/iStock/Getty Images Plus; White Packet/The Image Bank; Geber86/E+; Sam Edwards/OJO Images; skynesher/E+; Rob Daly/OJO Images; Terry Vine/Blend Images; Education Images/Universal Images Group; Blue Jean Images; PeopleImages/E+; LeoPatrizi/E+; Warren Photography/Warren Photography; JGI/Jamie Grill/Blend Images; kali9/iStock/Getty Images Plus; Westend61; Oleh_Slobodeniuk/E+; filadendron/E+; blackred/E+; Westend61; alikemalkarasu/E+; xxmxxx/E+; Wavebreakmedia/iStock/Getty Images Plus; Klaus Vedfelt/Riser; Erik Isakson/Blend Images; **U7:** sanjeri/E+; VCG/Contributor/Visual China Group; Kevin Dodge/Corbis; Jamie Grill; Lorado/E+; Lumina Images/Blend Images; powerofforever/E+; Tribalium/iStock; Hill Creek Pictures/UpperCut Images; Steve Debenport/E+; Cate Gillon/Staff/Getty Images News; Kathy Collins/Photographer's Choice; MatiasEnElMundo/iStock/Getty Images Plus; DreamPictures/The Image Bank; MangoStar_Studio/iStock/Getty Images Plus; Westend61; Jose Luis Pelaez Inc/Blend Images; **U8:** Erik Von Weber; Coldimages/iStock/Getty Images Plus; grafvision/iStock/Getty Images Plus; catalby/iStock/Getty Images Plus; Michel Tripepi/EyeEm; drnadig/E+; Krakozawr/E+; Elenathewise/iStock/Getty Images Plus; baona/iStock/Getty Images Plus; Michael Burrell

iStock/Getty Images Plus; kasto80/iStock/Getty Images Plus; Wavebreak Media/Getty Images Plus; aopsan/iStock/Getty Images Plus; Creative Crop/Photodisc; kitzcorner/iStock/Getty Images Plus; Maskot; vgajic/iStock/Getty Images Plus; PeopleImages/DigitalVision; Travelpix Ltd/Photographer's Choice; Rosmarie Wirz/Moment Open; Dougal Waters/DigitalVision; Guido Mieth/DigitalVision; kenneth-cheung/E+; Liam Norris/Cultura/Getty Images Plus; Ron_Thomas/iStock/Getty Images Plus; VicBruno/iStock/Getty Images Plus; Wicki58/E+; Nerthuz/iStock/Getty Images Plus; amriphoto/iStock/Getty Images Plus; NatashaBo/iStock/Getty Images Plus; neyro2008/iStock/Getty Images Plus; Sezeryadigar/iStock/Getty Images Plus; mattjeacock/E+; undefined undefined/iStock/Getty Images Plus; somchaij/iStock/Getty Images Plus; shaifulzamri.com/Moment; Westend61; Tom And Steve/Photographer's Choice; Roy Mehta/Iconica; Ed Bock/Corbis; **U9:** PeopleImages/DigitalVision; Geber86/E+; Hero Images; Caiaimage/Tom Merton; DmitriyBezborodkin/iStock/Getty Images Plus; filadendron/E+; Mint Images; Westend61; Stewart Cohen/Pam Ostrow/Blend Images; Tony Garcia/Taxi; Chris Whitehead/Cultura; PeopleImages/DigitalVision; Zero Creatives/Cultura; Ezra Bailey/Iconica; **U10:** John Lund/Drew Kelly/Blend Images; swissmediavision/E+; Nicola Tree/The Image Bank; Comstock/Stockbyte; Mint Images - Bill Miles; asiseeit/E+; Jan Kruger/Stringer/Getty Images Sport; Westend61; photostio/iStock/Getty Images Plus; Caiaimage/Tom Merton; shalomov/shalomov iStock/Getty Images Plus; shalomov/iStock/Getty Images Plus; Blade_kostas/iStock/Getty Images Plus; Skashkin/iStock/Getty Images Plus; Paul Poplis/Photolibrary; Roy Mehta/The Image Bank; Safia Fatimi/The Image Bank; Isa Foltin/Contributor/Getty Images Entertainment; Laurence Mouton/PhotoAlto Agency RF Collections; webphotographeer/E+; **U11:** Hiroyuki Ito/Contributor/Hulton Archive; Joseph Okpako/Contributor/Redferns; Bryan Bedder/Stringer/Getty Images Entertainment; Christian Petersen/Staff/Getty Images Entertainment; Brent N. Clarke/Contributor/Getty Images Entertainment; Michael Tran/Contributor/FilmMagic; Petri Artturi Asikainen/Taxi Japan; ShowBizIreland/Stringer/Getty Images Entertainment; Anthony Barboza/Archive Photos; Tim Mosenfelder/Corbis Entertainment; Chiaki Nozu/Contributor/WireImage; Michael Ochs Archives; Robert Daly/OJO Images; Dreet Production/Alloy; Andrew Brookes/Cultura; PeopleImages/iStock/Getty Images Plus; daboost/iStock/Getty Images Plus; Grassetto/iStock/Getty Images Plus; Burak Cingi/Redferns; Inti St Clair/Blend Images; Kevin Mazur/WireImage; Mark and Colleen Hayward/Redferns; Michael Putland; Paul Natkin/WireImage; Tim Roney; **U12:** JohnnyGreig/E+; Patrick Funke/EyeEm; Prasit photo/Moment; Thatree Thitivongvaroon/Moment; Artie Photography (Artie Ng)/

Moment; stockinasia/iStock Editorial/Getty Images Plus; Shilpa Harolikar/Moment Open; andresr/E+; Andrew Watson/Photolibrary; Nazar Abbas Photography/Moment; Yuri_Arcurs/E+; Hill Street Studios/Blend Images; visualspace/E+; John Lund/Blend Images; Franz Aberham/The Image Bank; franckreporter/E+; Hero Images; PgiAm/E+; Douglas Pearson/robertharding; Compassionate Eye Foundation/Monashee Frantz/Stockbyte; VisitBritain/Britain on View; LightFieldStudios/iStock/Getty Images Plus; Matthew Micah Wright/Lonely Planet Images; Adie Bush/Cultura; Buena Vista Images/DigitalVision; Vulkanov/iStock/Getty Images Plus; JOSEPH EID/AFP; Oliver Furrer/Photographer's Choice; Patrick Orton; Jmichl/E+; VisualCommunications/E+; Erick Tseng (visiglow.com)/Moment; Roberto Machado Noa/LightRocket; Pat Greenhouse/The Boston Globe; Alfredo Sosa/The Christian Science Monitor; Layne Kennedy/Corbis Documentary; Marco Simoni/AWL Images; MistikaS/E+; Sean3810/iStock/Getty Images Plus; neirfy/iStock/Getty Images Plus; Simon Russell/The Image Bank; **End Matter:** laflor/E+; andresr/E+; sturti/E+; Gannet77/E+; ML Harris/Photographer's Choice; TonyBaggett/iStock Editorial.

Front cover by Image Source; visualspace/E+; Caiaimage/Tom Merton/Getty Images.

Back cover by Monty Rakusen/Cultura/Getty Images.

The following images are sourced from other libraries:

U1: Frank Veronsky; pbnj productions Topaz/F1online; **U2:** Frank Veronsky; **U3:** Frank Veronsky; Leonid Nyshko/Alamy Stock Photo; elenovsky; **U4:** © courtesy NASA, Reproduced with permission of Don Pettit; **U5:** Hubert Stadler/Corbis; **U7:** Frank Veronsky; **U8:** Elizabeth Whiting & Associates/ewastock gardens/Alamy Stock Photo; dbimages/Alamy; Richard Wong/Alamy; Della Huff/Alamy; Frank Veronsky; **U10:** Frank Veronsky; **U12:** David Bohlke; Tawfik Dajani/Dreamstime.


Illustration

Front Matter: Kim Johnson; **U1:** Szilvia Szakall/Beehive Illustration; QBS Learning; Kim Johnson; **U2:** QBS Learning; **U3:** Szilvia Szakall/Beehive Illustration; Alessia Trunfio/Astound; Kim Johnson; **U4:** QBS Learning; **U5:** Dean Macadam; QBS Learning; **U6:** Dani Geremia/Beehive Illustration; **U9-12:** QBS Learning; **U10:** Maria Rabinky; QBS Learning; **U11:** Kveta Jelinek; **End Matter:** Dani Geremia/Beehive Illustration; QBS Learning; Szilvia Szakall/Beehive Illustration.

Art direction, book design, and layout services: QBS Learning
Audio production: CityVox, NYC and John Marshall Media
Video production: Steadman Productions

Credits

FOUR CORNERS



Communicate with confidence and measure your progress. Four Corners Second Edition is an American English course that takes students from beginner through to intermediate level. It combines effective, communicative methodology with a practical, 'can-do' approach.

Can-do

'Can-do' statements in every lesson, linked to the Common European Framework of Reference (CEFR), help students to measure the progress they are making.

Confidence

'Interactions' lessons and personalized speaking activities give students the language they need to speak with confidence in everyday situations.

Communication

A manageable grammar and vocabulary syllabus provides a firm foundation for effective written and spoken communication.

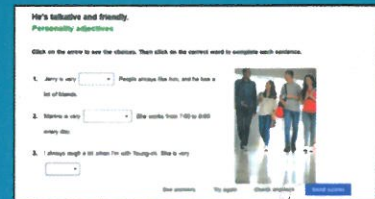
Clarity

Clear and carefully staged lessons, with measurable outcomes, help teachers to deliver successful classes and help students to see the results of their learning.

	Level 1	Level 2	Level 3	Level 4
CEFR level:	A1	A2	B1	B1+

Available for each level of Four Corners Second Edition:

- Student's Book with Online Self-Study
- Workbook
- Online Workbook
- Class audio
- Class video
- Presentation Plus classroom software
- Teacher's Edition with Complete Assessment Program



Online Self-Study



Online Workbook



Presentation Plus

[cambridge.org/fourcorners](https://www.cambridge.org/fourcorners)

for additional teaching resources

Better Learning is our simple approach where insights shape content that drives results.

Discover more:

[cambridge.org/betterlearning](https://www.cambridge.org/betterlearning)



CAMBRIDGE
UNIVERSITY PRESS
www.cambridge.org



ISBN 978-1-108-55859-4



9 781108 558594 >